



# HOW TO USE THIS BOOK

The OEM No column represents the genuine Eaton Number.

Model

Range of Models

The "Our No." column represents the QG number that is used.

**Bolded numbers** are available in aftermarket. (See pages i - xxii to see if they are currently setup)

Non-Bolded numbers are not available yet, however, they are planned for future production.

Blank numbers are not available and will not be available in the immediate future for replacement parts.



## REAR AXLE Single Reduction

From 21121 →  
Up to 301055 ←

Fig.	Our No.	OEM No.	Description	Note	21121	22121	23015	231055	23170/2171	301055
1	<b>99208</b>	99208	NUT 1" 10-18 UNEF	(1)						
1	<b>99209</b>	99209	NUT 1" 10-12 UNEF							
1	<b>99308</b>	99308	NUT 1" 10-18 UNEF							
1	<b>210508</b>	210508	NUT M42X1.5							
1	<b>99262</b>	99262	NUT 1" 3/4-12 LH							
2		CAP	PAGE 18							
3	<b>110243AM</b>	110243	DIFF BEARING ADJUSTER RH							
3		210179	DIFF BEARING ADJUSTER RH							
3		113885	DIFF BEARING ADJUSTER RH							
3	<b>21637AM</b>	21637	DIFF BEARING ADJUSTER RH							
4	<b>27827</b>	27827	THRUST WASHER							
4	<b>83726</b>	83726	THRUST WASHER							
4	<b>27274</b>	27274	THRUST WASHER							
5	<b>37068AM</b>	37068	SIDE GEAR 18T - 18 SPLINE	STR						
5	<b>110927AM</b>	110927	SIDE GEAR 18T - 41 SPLINE	NY						
5	<b>118559AM</b>	118559	SIDE GEAR 18T - 36 SPLINE	NY						
5	<b>86784AM</b>	86784	SIDE GEAR	NY						
6	<b>38289AM</b>	38289	DIFF SPIDER	NY						
6		210572	DIFF SPIDER							
6	<b>86778AM</b>	86778	DIFF SPIDER							
7	<b>104139AM</b>	104139	PNION GEAR 10T							
7	<b>108142AM</b>	108142	PNION GEAR 10T							
7	<b>86780AM</b>	86780	PNION GEAR 10T							
8	<b>27810</b>	27810	THRUST WASHER							
8	<b>108145</b>	108145	THRUST WASHER							
8	<b>86781</b>	86781	THRUST WASHER							
9	<b>31562AM</b>	31562	DIFF BEARING ADJUSTER LH							
9		106694	DIFF BEARING ADJUSTER LH							
9		210009	DIFF BEARING ADJUSTER LH							
9		113884	DIFF BEARING ADJUSTER LH							
9	<b>39448AM</b>	39448	DIFF BEARING ADJUSTER LH							
10	<b>100397AM</b>	100397	DIFF HOUSING (EMPTY W/ SCREW)	3.36-2.28						
10		124374	DIFF HOUSING (EMPTY W/ SCREW)	5.67-3.17						
10		121787	DIFF HOUSING (EMPTY W/ SCREW)	1.88-2.75						

Foot Notes

- (1) FOR CAP RATIOS: FROM R3 35 TO R4 33
- (2) FOR CAP RATIOS: FROM R4 28 TO R7 17
- (3) SEE PAGE 15-19 FOR THE BREAKDOWN OF THE COMPONENTS

Ratio  
Range



# TABLE OF CONTENTS

## By Model Number

Original Part Reference I - xxii

### SINGLE AXLES

Single Reduction

Model	Page
13100	2 - 11
15040S	2 - 11
15100	2 - 11
16120-1	2 - 11
17100-1	2 - 11
17120-1	2 - 11
18100-1	2 - 11
18120-1	2 - 11
19050S/SS	2 - 11
19055S	2 - 11
19055D	2 - 11
19100-1	2 - 11
19120-1	2 - 11
20100	2 - 11
20120	2 - 11
21065S	2 - 11
21065D	2 - 11
22065S	2 - 11
22065D	2 - 11
21121	12 - 19
22121	12 - 19
23070S	12 - 19
23105S	12 - 19
23121	12 - 19
26121	12 - 19
30105S	12 - 19

### SINGLE AXLES

Double Reduction

Model	Page
15040T	20 - 33
15040P	20 - 33
15200-1	20 - 33
15300-1	20 - 33
16220-1	20 - 33
16320-1	20 - 33
16244	20 - 33
16344	20 - 33
17200-1	20 - 33
17220-1	20 - 33
17300-1	20 - 33
17320-1	20 - 33
18200-1	20 - 33
18220-1	20 - 33
18300-1	20 - 33
18320-1	20 - 33
19050T	20 - 33
19050P	20 - 33
19055T	20 - 33
19055P	20 - 33
19200-1	20 - 33
19220-1	20 - 33
19300-1	20 - 33
19320-1	20 - 33
19327	34 - 43
20200	34 - 43
20300	34 - 43
20220	34 - 43

### SINGLE AXLES

Double Reduction - Cont'd

Model	Page
20320	34 - 43
21065T	34 - 43
21065P	34 - 43
21221	34 - 43
21321	34 - 43
22065T	34 - 43
22065P	34 - 43
22221	34 - 43
22321	34 - 43
23070T	34 - 43
23070P	34 - 43
23080T	34 - 43
23080P	34 - 43
23220-1	34 - 43
23320-1	34 - 43
23327	34 - 43
26085T	34 - 43
26085P	34 - 43
26221	44 - 49
26321	44 - 49
35327	44 - 49

### TANDEM AXLES - FORWARD

Single Reduction

Model	Page
30 DS	50 - 61
34 DS	50 - 61
38 DS	50 - 61
44 DS	50 - 61
340 DS	50 - 61
341 DS	70 - 75
DA344	70 - 75
DS344	70 - 75
360(P) DS	50 - 61
381(P) DS	50 - 61
400-P DS	50 - 61
401-P DS	50 - 61
402(P) DS	50 - 61
DA404(P)	70 - 75
DS404(P)	70 - 75
DD404(P)	70 - 75
440-P DS	80 - 85
451-P DS	50 - 61
DS454-P	70 - 75
DD454-P	70 - 75
460-P DS	80 - 85
461-P DS	80 - 85
480-P DS	80 - 85

### TANDEM AXLES - REAR

Single Reduction

Model	Page
30 RS	62 - 69
34 RS	62 - 69
38 RS	62 - 69
44 RS	62 - 69
340 RS	62 - 69
341 RS	62 - 69
RA344	76 - 79

### TANDEM AXLES - REAR

Single Reduction - Cont'd

Model	Page
RS344	76 - 79
380 RS	62 - 69
381 RS	62 - 69
400 RS	62 - 69
401 RS	62 - 69
402 RS	62 - 69
RA404	76 - 79
RS404	76 - 79
RD404	76 - 79
440 RS	86 - 89
451 RS	62 - 69
RS454	76 - 79
RD454	76 - 79
460 RS	86 - 89
461 RS	86 - 89
480 RS	86 - 89
521 RS	86 - 89
581 RS	86 - 89

### TANDEM AXLES - FORWARD

Double Reduction

Model	Page
30 DT/DP	90-101
34 DT/DP	90-101
38 DT/DP	90-101
42 DT/DP	90-101
44 DT/DP	90-101
340 DT/DP	90-101
341 DT/DP	90-101
380(P) DT/DP	90-101
381(P) DT/DP	90-101
400-P DT/DP	90-101
401-P DT/DP	90-101
402(P) DT/DP	90-101
440-P DT/DP	115
451-P DT/DP	90-101
460-P DT/DP	115
461-P DT/DP	115
460-P DT/DP	115
485-P DT/DP	115
521-P DT/DP	115
550-P DP	115
580-P DP	115
601-P DT/DP	115
650-P DP	115
651-P DT/DP	115

### TANDEM AXLES - REAR

Double Reduction

Model	Page
30 RT/RP	102-113
34 RT/RP	102-113
38 RT/RP	102-113
42 RT/RP	102-113
44 RT/RP	102-113
340 RT/RP	102-113
341 RT/RP	102-113
380 RT/RP	102-113
381 RT/RP	102-113



# TABLE OF CONTENTS

## By Model Number

### TANDEM AXLES - REAR

Double Reduction - Cont'd

Model	Page
400 RT/RP	102-113
401 RT/RP	102-113
402 RT/RP	102-113
440 RT/RP	114-129
451 RT/RP	102-113
460 RT/RP	114-129
461 RT/RP	114-129
480 RT/RP	114-129
485 RT/RP	114-129
521 RT/RP	114-129
550 RP	114-129
580 RP	114-129
601 RT/RP	114-129
650 RP	114-129
651 RT/RP	114-129



# ORIGINAL PART NUMBER REFERENCE

OEM No.	Our No.	Setup	Replaced	Pg	Fig	OEM No.	Our No.	Setup	Replaced	Pg	Fig
10524		X		21	3	18199	18199			37	11
13385	13385AM	X		25	16					42	11
14935	14935AM			25	12					45	11
				97	35					48	
				105	12					49	
14950	14950AM	X	110243AM	3	3					83	26
				13	3					87	8
				21	3					89	
				35	3					97	33
				57	27					105	11
				63	3					110	
				99	39					111	
				103	3					117	33
18167	18167AM	X		23	9					123	11
				35	9					128	
				42		18346	18346			3	4
				45	9					21	5
				48						21	7
				49						30	
				83	24					31	
				87	6					32	
				89						55	22
				97	31					63	4
				105	9					95	29
				110						97	37
				111						103	5
				117	31					103	7
				123	9	20759	20759AM	X	127834AM	21	4
				128		20766	20766AM	X	127836AM	3	6
18198	18198			3	4					10	
				21	5					11	
				21	7					23	9
				35	5					30	
				35	7					32	
				42		20821	20821AM	X		25	12
				45	5	20850	20850	X	127837	3	4
				45	7					10	
				48						11	
				49						21	5
				83	22					21	7
				87	4					30	
				89						32	
				95	29	21619	21619AM	X		21	4
				97	37					35	4
				103	5					45	4
				103	7					97	38
				110						103	4
				111						119	38
				117	29					123	4
				119	37	21637	21637AM	X		3	3
				123	5					5	9
				123	7					13	3
				128						21	3
18199	18199			5	8					35	3
				25	11					45	3



# ORIGINAL PART NUMBER REFERENCE

OEM No.	Our No.	Setup	Replaced	Pg	Fig	OEM No.	Our No.	Setup	Replaced	Pg	Fig
21637	21637AM	X		57	27	27810	27810			110	
				63	3			111			
				83	27			115	40		
				87	3						
				99	39			27827	27827	3	4
				103	3						
				119	39						
				123	3						
								5	8		
								10			
25968	25968			11						19	
				23	11			21	5		
				30				21	7		
				32				31			
				51	8			32			
				91	10			35	5		
								35	7		
								42			
								55	22		
								63	4		
25971	25971AM			5	6					68	
				23	9			69			
				30				95	29		
				31				97	37		
				32				103	5		
				55	24			103	7		
				63	6			110			
				97	31			111			
				105	9						
27274	27274			13	4	27835	27835AM			25	13
				18				37	13		
				19				97	36		
				55	22			105	13		
				63	4	27838	27838AM			25	16
				68				37	16		
				69				95	26		
				83	22			105	16		
				87	4	27839	27839AM	X	116568AM	21	4
				89				97	38		
27810	27810			5	8			103	4		
				10		27842	27842AM	X		3	3
				11				21	3		
				13	8			57	27		
				18				63	3		
				19				99	39		
				23	11			103	3		
				31		27859	27859AM			25	16
				32				95	26		
				37	11			105	16		
27810	27810			42		27860	27860AM			21	4
				51	8			97	38		
				57	26			103	4		
				63	8	27861	27861AM			25	12
				68				37	12		
				69				97	35		
				81	8			105	12		
				91	10	27875	27875AM			25	13
				97	33			97	36		
				105	11						



# ORIGINAL PART NUMBER REFERENCE

OEM No.	Our No.	Setup	Replaced	Pg	Fig	OEM No.	Our No.	Setup	Replaced	Pg	Fig
27875	27875AM			105	13	37069	37069AM			68	
27950	27950AM	X		25	16					97	30
				37	16					103	8
				45	16					110	
				95	26	37071	37071AM		104139AM	5	7
				105	16					10	
				117	26					11	
				123	16					13	7
27952	27952AM			25	13					18	
				37	13					19	
				45	13					23	10
				97	36					31	
				105	13					32	
				119	36					37	10
				123	13					42	
27953	27953AM			25	12					55	25
				37	12					63	7
				45	12					68	
				97	35					69	
				105	12					97	32
				119	35					105	10
				123	12					110	
31562	31562AM	X		5	9					111	
				13	9	37072	37072AM			3	5
				55	21					10	
				63	9					23	8
32326		X		27	20					31	
32425	32425AM			27	20					55	23
				91	3					63	5
				107	20					68	
32613	32613AM			27	20					95	30
				39	20					97	30
				91	3					103	8
				107	20					110	
32679		X		27	20	38289	38289AM			5	6
				39	20					10	
				45	20					11	
				115	3					13	6
				125	20					18	
33682	33682AM	X	110243AM	3	3					19	
				5	9					23	9
				57	27					31	
				63	3					32	
35579	35579AM	X		27	22					35	9
				30						42	
35580	35580AM	X		27	22					55	24
				30						63	6
37069	37069AM			3	5					68	
				10						69	
				13	5					97	31
				18						105	9
				23	8					110	
				31						111	
				55	23	39446	39448AM	X		5	8
				63	5					13	9



# ORIGINAL PART NUMBER REFERENCE

OEM No.	Our No.	Setup	Replaced	Pg	Fig	OEM No.	Our No.	Setup	Replaced	Pg	Fig
39448	39448AM	X		65	9	48921	48921			53	14
				81	21					93	16
				87	9	48922	48922			57	31
43268	43268			25	15					83	31
				33						99	43
43269	43269			25	15					119	43
				33		50227	50227AM	X		28	
				95	27					108	
				105	15	50228	50228AM	X		28	
				112						108	
43270	43270			25	15	51559	51559AM			21	6
				33						95	28
				37	15					103	6
				43		52112	52112AM	X		21	6
				95	27	52114		X		21	6
				105	15					35	6
				112		53057	53057AM	X		29	
43271	43271			25	15	56360	56360			53	16
				33						81	16
				37	15					93	18
				43						117	18
				45	15	56928	56928AM			25	14
				49						33	
				95	27					37	14
				105	15					43	
				112						45	14
				117	27					49	
				123	15					97	34
				129						105	14
45474	45474AM	X	45476AM	53	13					112	
				93	15					117	34
45476	45476AM			53	13					123	14
				93	15					129	
45477	45477	X		53	15	56929	56929AM		126305AM	25	17
				93	17					33	
45478	45478			53	16					37	17
				93	18					43	
45480	45480AM	X	128016AM	53	17					45	17
				55	17					49	
				93	19					95	25
45859	45859AM			55	19					105	17
				95	21					112	
46763		X		51	3					117	25
				91	5					125	17
46766		X		53	13					129	
				93	15	56930	56930AM	X	113593AM	25	18
46841	46841AM	X		29						33	18
46977	46977AM			51	3					37	18
				91	5					43	
47698	47698AM	X		28						45	18
				108						49	
47699	47699AM	X		28						117	23
				108						125	18
48431	48431AM	X		28						129	
				108		56931	56931AM			25	14



# ORIGINAL PART NUMBER REFERENCE

OEM No.	Our No.™	Setup	Replaced	Pg	Fig	OEM No.	Our No.	Setup	Replaced	Pg	Fig		
56931	56931AM			33		62040	62040AM	X		39	25		
				37	14				43				
				43					99	50			
				97	34				107	25			
				105	14				112				
56932	56932AM			112		62041		X		39	25		
				25	17				43				
				33					47	25			
				37	17				49				
				43					99	50			
56933	56933AM	X	113596AM	95	25					107	25		
				105	17			112					
				112				119	49				
								125	25				
								129					
57636	57636	X		25	18	62720		X	32613AM	107	20		
				33		63028	63028	X			57	28	
				37	18						99	40	
				43		64467	64467				5	8	
				95	23						23	11	
57637	57637			105	18					30			
				112						31			
				57	33					32			
				83	33					57	26		
				99	44					63	8		
60608	60608AM	X		119	44					97	33		
				57	34	64939	64939AM	X	102498AM	3	5		
				83	34						23	8	
				99	45						55	23	
				119	45						63	5	
60609	60609AM	X		27	24					95	30		
				33						103	8		
				39	24	64941	64941AM	X			5	7	
				43							23	10	
				47	24						55	25	
60614	60614AM	X	113598AM	49						63	7		
				119	48						97	32	
				125	24						105	10	
				129									
61057		X		27	19	64944	64944AM	X	102739AM	3	5		
				37	19						23	8	
				43							55	23	
				95	24						63	5	
				105	19						95	30	
62040	62040AM	X		112						103	8		
				27	19	64945	64945AM	X			27	22	
				37	19						30		
				43		66853	66853AM	X				108	
				95	24	66855	66855AM	X				28	
69065	69065AM	X		105	19					108			
				112		68021		X			5	10	
				27	19						57	32	
				37	19						65	10	
				27	25						3	5	
	33								23	8			





# ORIGINAL PART NUMBER REFERENCE

OEM No.	Our No.	Setup	Replaced	Pg	Fig	OEM No.	Our No.	Setup	Replaced	Pg	Fig
69965	69965AM	X		3	5	78906	78906AM	X		93	11
				23	8					115	11
69967	69967AM			5	7	78911	78911AM			53	11
				23	10					81	11
70051		X		23	8					93	13
70061	70061AM	X		3	5					115	13
				23	8	78915	78915AM			51	3
73339		X		3	5					81	3
				23	8					91	5
				35	8					115	5
73341	73341AM	X		5	7	78917	78917AM			53	17
				23	10					93	19
				37	10					117	19
73342	73342AM	X		3	5	78938	78938AM	X		53	10
				23	8					81	10
				35	8					93	12
74021	74021AM	X	113629AM	25	18					115	12
				33		79034	79034			53	15
				95	23					81	15
				105	18					93	17
				112						117	17
74022	74022AM			25	17	79898		X		55	21
				33						81	21
				95	25	83725		X		35	8
				105	17	83726	83726			13	4
				112						18	
74023	74023AM			25	14					19	
				33						35	5
				97	34					35	7
				105	14					45	5
				112						45	7
74054	74054AM		113599AM	25	18					48	
				33						49	
										117	29
74055	74055AM			25	17					119	37
				33						123	5
74056	74056AM			25	14					123	7
				33						128	
74057	74057AM			25	13	83729		X		35	4
74991	74991AM			51	3	84506	84506AM	X		37	18
				91	5					43	
75063	75063			53	14					95	23
				81	14					105	18
				93	16					112	
				115	16					117	23
78853	78853AM	X		53	13					125	18
				81	13					129	
				93	15	84508		X		39	20
				115	15					91	3
78863	78863AM			53	13					107	20
				81	13					115	3
				93	15					125	20
				115	15	85358	85358AM			7	11
78906	78906AM	X		53	9					10	
				81	9					15	11



# ORIGINAL PART NUMBER REFERENCE

OEM No.	Our No.	Setup	Replaced	Pg	Fig	OEM No.	Our No.	Setup	Replaced	Pg	Fig
85358	85358AM			18		86781	86781			13	8
				27	22					18	
				31						19	
				57	36					57	26
				65	11					63	8
				68						68	
				99	47					69	
				107	22					83	26
				110						87	8
85417	85417AM	X		53	9					89	
				93	11	86784	86784AM			13	5
85429	85429			53	15					55	23
				93	17					63	5
85431	85431AM	X	85432AM	53	13					68	
				93	15					83	23
85432	85432AM			53	13					87	5
				93	15					89	
85436	85436AM			53	11	87893		X	107371AM	5	6
				93	13	87894	87894AM	X	38289AM	5	6
85437	85437			51	8					10	
				91	10					11	
85438	85438			57	33					13	6
				99	44					18	
85486	85486AM			35	8					19	
				42						23	9
				55	23					31	
				63	5					32	
				68						35	9
				97	30					42	
				103	8					55	24
				110						63	6
85909	85909AM			53	11					68	
				93	13					69	
85991	85991			53	14					97	31
				93	16					105	9
86778	86778AM	X		13	6					110	
				18						111	
				19		91850	91850AM			53	9
				55	24					93	11
				63	6	92269		X		29	
				68		93401		X		13	5
				69						18	
				83	24					83	23
				87	6					87	5
				89						89	
86780	86780AM			13	7	94810	94810AM	X		53	9
				18						93	11
				19		94811	94811AM	X	121681AM	53	9
				55	25					81	9
				63	7					93	11
				68						115	11
				69		95203	95203			3	1
				83	25					21	1
				87	7	95204	95204			3	1
				89						21	1



# ORIGINAL PART NUMBER REFERENCE

OEM No.	Our No.	Setup	Replaced	Pg	Fig	OEM No.	Our No.	Setup	Replaced	Pg	Fig
95204	95204			63	1	95220	95220AM			115	7
				103	1	95262	95262			3	1
95205	95205			3	1					13	1
				13	1					21	1
				21	1					35	1
				35	1					45	1
				51	1					51	1
				63	1					51	4
				91	1					63	1
				103	1					81	1
95206	95206			3	1					87	1
				13	1					91	1
				21	1					91	6
				35	1					103	1
				51	4					115	1
				55	20					123	1
				63	1	95371	95371AM	X		27	24
				91	6					33	
				95	22					99	49
				103	1					107	24
95207	95207			51	4					112	
				55	20	95522		X		60	
				91	6	95523		X		60	
				95	22	95524		X		60	
95209	95209			55	20	95525		X		60	
				81	20	95526		X		60	
				95	22	95527		X		60	
				117	22	95528		X		60	
95210	95210AM			51	7	95529		X		100	
				91	9	95530		X		100	
95211	95211			51	6	95531		X		100	
				91	8	95532		X		100	
95212	95212AM			51	5	95533		X		100	
				91	7	95534		X		100	
95213	95213AM			53	10	95536	95536AM	X		60	
				93	12	95537	95537AM	X		60	
95214	95214AM			51	7	95538	95538AM			60	
				91	9	95539	95539AM			60	
95215	95215			51	6	95540	95540AM			60	
				91	8	95541	95541AM			60	
95216	95216AM			51	5	95542	95542AM			60	
				91	7	95543		X		60	
95217	95217AM	X		53	10	95544		X		60	
				93	12	95545		X		60	
95218	95218AM			51	7	95546		X		60	
				81	7	95547	95547AM	X		100	
				91	9	95548		X		100	
				115	9	95549	95549AM			100	
95219	95219AM	X		51	6	95550	95550AM	X		100	
				81	6	95551	95551AM	X		100	
				91	8	95552	95552AM	X		100	
				115	8	95553	95553AM	X		100	
95220	95220AM			51	5	95554	95554AM	X		100	
				81	5	95555		X		100	
				91	7	95556		X		100	



# ORIGINAL PART NUMBER REFERENCE

OEM No.	Our No.	Setup	Replaced	Pg	Fig	OEM No.	Our No.	Setup	Replaced	Pg	Fig
95557	95557AM			60		96624	96624AM			66	
95558	95558AM			60		96625	96625AM			8	
95559	95559AM			60						66	
95560	95560AM			60		96626		X		8	
95561	95561AM			60		96627		X		8	
95562	95562AM	X		60						66	
95563		X		60		96628		X	218007AM	8	
95564		X		60						66	
95565		X		60		96629	96629AM	X	218008AM	8	
95566		X		60						66	
95567	95567AM	X		100		96630	96630AM			8	
95568	95568AM	X		100						66	
95569	95569AM	X		100		96641	96641AM	X		66	
95570	95570AM	X		100		96642	96642AM			66	
95571	95571AM	X		100		96643	96643AM			66	
95572		X		100		96644	96644AM			66	
95573		X		100		96645	96645AM	X	218003AM	66	
95574		X		100		96646	96646AM	X	218004AM	66	
95575		X		100		96647		X	218005AM	66	
95576		X		84		96648	96648AM	X	218006AM	66	
95578		X		60		96649	96649AM	X	218007AM	66	
95578		X		84		96650	96650AM	X	218008AM	66	
95579		X		60		96796		X		105	19
				84		96797	96797AM	X	121545AM	28	
95580	95580AM	X		60		96798	96798AM			28	
				84		96799	96799AM			28	
95581	95581AM	X		60		96801	96801AM		113455AM	28	
				84		96802	96802AM	X	121551AM	28	
95582		X		60		96833	96833AM	X		28	
				84						108	
95583	95583AM	X		100		96834	96834AM	X	219847AM	28	
				120						108	
95584	95584AM	X		100		96835	96835AM		219848AM	28	
				120						108	
95585	95585AM	X		100		96836	96836AM		219849AM	28	
				120						108	
95586	95586AM	X		100		96837	96837AM			28	
				120						108	
95587	95587AM	X		100		96838	96838AM			28	
				120						108	
95588	95588AM	X		100		96839	96839AM	X		28	
				120						108	
95589	95589AM	X		100		96840	96840AM			28	
				120		96841	96841AM			28	
96619	96619AM			8						108	
				66		96842	96842AM			108	
96620	96620AM			8		96843	96843AM			28	
				66						108	
96621	96621AM			8		96872		X		9	
				66		96873		X		9	
96622	96622AM			8		96874		X		9	
				66		96875		X		9	
96623	96623AM			8		96876		X		9	
				66		96877		X		9	
96624	96624AM			8		96878		X		9	



# ORIGINAL PART NUMBER REFERENCE

OEM No.	Our No.	Setup	Replaced	Pg	Fig	OEM No.	Our No.	Setup	Replaced	Pg	Fig
96879		X		9		98110	98110AM	X	219892AM	126	
96899		X		35	8	98111	98111AM	X	121830AM	29	
96900	96900AM			37	10					40	
				42						48	
				45	10					108	
				48						126	
				49		98112	98112AM		121831AM	29	
				83	25					40	
				87	7					48	
				89						108	
				97	32					126	
				105	10	98113	98113AM	X	121832AM	29	
				110						40	
				111						48	
				117	32					108	
				123	10					126	
				128		98114	98114AM	X	121833AM	29	
98089	98089AM	X		27	24					40	
				28						48	
98099	98099AM	X		88		98115	98115AM	X		108	
98101		X	121889AM	16		98116	98116AM	X		108	
				66		98117	98117AM	X		108	
				88		98118	98118AM	X	219015AM	108	
98102	98102AM		121890AM	16		98119	98119AM	X		108	
				66		98120	98120AM	X		108	
				88		98121	98121AM	X	219018AM	108	
98103	98103AM	X	121891AM	16		98122	98122AM	X		108	
				66		98123		X		108	
				88		98124		X	218832AM	8	
98104		X	121892AM	16						66	
				66		98125		X		8	
				88						66	
98105		X	121893AM	16		98126	98126AM		218834AM	8	
				66						66	
				88		98127		X		8	
98106		X	213288AM	16						66	
98107	98107AM	X	122362AM	29		98128		X		8	
				40						66	
				48		98129	98129AM		218837AM	8	
				108						66	
				126		98130		X		8	
98108	98108AM	X	122045AM	29						66	
				40		98162		X		60	
				48						84	
				108		98164		X		60	
				126						84	
98109	98109AM	X	121829AM	29		98183	98183AM	X		35	6
				40						45	6
				48						95	28
				108						103	6
				126						117	28
98110	98110AM	X	219892AM	29						123	6
				40		98257	98257AM			35	8
				48						42	
				108						45	8



# ORIGINAL PART NUMBER REFERENCE

OEM No.	Our No.	Setup	Replaced	Pg	Fig	OEM No.	Our No.	Setup	Replaced	Pg	Fig		
98257	98257AM			48		98684	98684AM			29			
				83	23				40				
				87	5			98685		X		29	
				89						40			
				97	30			98686	98686AM			29	
				103	8						40		
				110				98687		X		29	
				117	30					40			
				123	8			98693	98693AM			55	18
				128							95	20	
98264		X	121887AM	16		98695	98695AM			55	18		
				66					95	20			
				88					117	20			
98265		X	121888AM	16		98696		X		53	12		
				66						93	14		
				88					98697	98697AM	X	53	12
98581	98581AM			39	22		81	12					
				42			93	14					
				45	22		115	14					
				48		98739		X		28			
				83	35			108					
				87	11	98740		X		28			
				89				108					
				99	47	98741	98741AM			28			
				107	22				108				
				110		98742	98742AM			28			
		119	46		108								
		125	22	98743	98743AM			28					
		128					108						
98584	98584AM	X		35	6	98744	98744AM	X		28			
				45	6					108			
				95	28				98745		X		28
				103	6						8		
				117	28				98746		X		8
				123	6						8		
98602	98602AM	X		55	18	98747		X		8			
				95	20		98748		X		8		
				98603	98603AM					53	12	98749	
		93	14				8						
98609		X				57	36	98754		X	122011AM	28	
						65	11		98755		X		28
						68		98850		98850AM			7
						83	35				10		
						87	11		27	22			
						89			31				
98610		X				15	10		57	36			
						57	32		65	11			
				65	10		68						
				83	32		99	47					
				87	10		107	22					
98611		X		15	10		110						
				57	32	98853	98853AM		39	22			
				65	10				42				
98683		X		29			57	36					
				40			65	11					
							68						
							99	47					
							107	22					



# ORIGINAL PART NUMBER REFERENCE

OEM No.	Our No.	Setup	Replaced	Pg	Fig	OEM No.	Our No.	Setup	Replaced	Pg	Fig
98853	<b>98853AM</b>			110		102546		X		15	11
98892		X		5	10					18	
99416		X		115	5	102609		X	<b>106368AM</b>	57	29
99418		X		115	15					99	41
99495		X		29		102613	<b>102613AM</b>			55	19
99496	<b>99496AM</b>			29						95	21
99497	99497AM	X		9		102736		X		27	22
99498		X		9						30	
99499		X		9		102737		X		27	22
99500		X		9						30	
99501	99501AM	X		9		102738	102738AM	X		27	22
99502		X		9						30	
99503		X		9		102739	<b>102739AM</b>			27	22
99552		X		27	25					30	
				33		102740		X		27	22
				95	24					30	
99634		X		8		103283	<b>103283AM</b>	X		55	18
99635		X		8						95	20
99636		X		8		103289	<b>103289AM</b>			55	18
99637		X		8						95	20
99662		X		100		103529	103529AM	X		81	19
99663		X		100						117	21
99664		X		100		103537		X	106471AM	37	16
99665		X		100		104139	<b>104139AM</b>			5	7
99666		X		100						10	
99667	<b>99667AM</b>		219894AM	108						11	
99668	99668AM	X	219896AM	108						13	7
99669		X		108						18	
99745	99745AM	X		60						19	
99749	99749AM	X	<b>217999AM</b>	66						23	10
99899		X	123334AM	16						31	
101878	<b>101878AM</b>			21	6					32	
				35	6					37	10
				95	28					42	
				103	6					55	25
102497	102497AM	X		23	8					63	7
				30						68	
102498	<b>102498AM</b>			23	8					69	
				30						97	32
102500	<b>102500AM</b>			23	10					105	10
				30						110	
				31						111	
				32		104456	<b>104456AM</b>			53	12
102509	102509AM	X		23	8					81	12
				30						93	14
102510	102510AM	X		23	8					115	14
				30		104509	<b>104509AM</b>		<b>213608AM</b>	53	10
102511	<b>102511AM</b>			23	8					93	12
				30		104520		X		84	
102512	<b>102512AM</b>			5	7	104521	104521AM	X		84	
				10		104522	104522AM	X		84	
				11		104523		X		84	
				23	10	104524	104524AM	X		84	
				30		104525		X		84	
				32		104526		X		120	



# ORIGINAL PART NUMBER REFERENCE

OEM No.	Our No.	Setup	Replaced	Pg	Fig	OEM No.	Our No.	Setup	Replaced	Pg	Fig
104527	104527AM	X		120		107371	107371AM			117	31
104528	104528AM	X		120						123	9
104529	104529AM	X		120						128	
104530	104530AM	X		120		107537		X		16	
104531		X		120		107538		X		16	
104532		X		88		107539		X	219033AM	16	
104533		X		88		107540		X		16	
104534		X		88		107541		X		16	
104535		X		88		107542		X		16	
104536	104536AM	X		88		107543	107543AM	X		16	
104537		X		88		107544		X		16	
104538		X		126		107545		X	219039AM	16	
104539		X		126		107546		X		16	
104540		X		126		107557		X		40	
104541	104541AM	X		126		107558		X		40	
104542	104542AM	X		126		107559		X		40	
104543		X		126		107560		X	122146AM	40	
104597	104597AM	X		53	10	107561		X		40	
				81	10	107562		X		40	
				93	12	107563	107563AM	X	121813AM	40	
				115	12	107564		X		40	
104609		X		7	10	107565		X	121815AM	40	
				83	32	107566	107566AM	X	121816AM	40	
				87	10	107947	107947AM	X		28	
106397	106397AM			5	10	108138	108138AM	X		35	4
				13	10					45	4
				57	32					119	38
				65	10					123	4
106470	106470AM	X	121681AM	53	9	108141	108141AM	X		35	9
				81	9					45	9
				93	11					48	
				115	11					49	
106471	106471AM	X		25	16					117	31
				37	16					123	9
				45	16					128	
				95	26	108142	108142AM	X		13	7
				105	16					18	
				117	26					19	
				123	16					37	10
106694		X		13	9					45	10
106709	106709AM			55	18					48	
				95	20					49	
107371	107371AM			23	9					117	32
				35	9					123	10
				42						128	
				45	9	108143	108143AM	X		45	8
				48						48	
				49						117	30
				83	24					123	8
				87	6					128	
				89		108144	108144AM	X		45	12
				97	31					119	35
				105	9					123	12
				110		108145	108145	X		13	8
				111						18	





# ORIGINAL PART NUMBER REFERENCE

OEM No.	Our No.	Setup	Replaced	Pg	Fig	OEM No.	Our No.	Setup	Replaced	Pg	Fig	
108145	108145	X		19		110527	110527AM			55	23	
				37	11					63	5	
				45	11					68		
				48						97	30	
				49						103	8	
				117	33					110		
				123	11							
				128								
109267		X		47	22	110528	110528AM			35	8	
				48						42		
				119	46					45	8	
				125	22					48		
				128						83	23	
109270		X		117	28					87	5	
				45	6					89		
				117	28					117	30	
				123	6					123	8	
110148		X	116568AM	21	4	110810	110810AM			53	11	
				35	4					93	13	
				99	38					53	13	
110180		X		103	4	110843	110843AM			93	15	
				28						53	13	
										93	15	
110243	110243AM			3	3	110844	110844AM			128042AM	53	13
		13	3	93	15							
				21	3	110845	110845AM			51	3	
		35	3	91	5							
				57	27	110862	110862AM	X		60		
				63	3	110864	110864AM	X		66		
				99	39	111174	111174AM	X	217981AM	61		
				103	3	111175	111175AM	X	217982AM	61		
						111176	111176AM	X	217983AM	61		
						111177	111177AM	X	217984AM	61		
110373	110373AM	X		29		111178	111178AM	X	217985AM	61		
110522	110522AM			3	5	111179	111179AM	X	217986AM	61		
				10		111180	111180AM	X	217987AM	61		
				23	8	111181	111181AM	X	217988AM	61		
				30		111182		X	217989AM	61		
110524	110524AM			23	8	111183		X	217990AM	61		
				31		111184		X	217991AM	61		
110525	110525AM			3	5	111185		X	217992AM	61		
				10		111186	111186AM	X	218999AM	101		
				23	8	111187	111187AM	X		101		
				31		111188	111188AM		219001AM	101		
				55	23	111189	111189AM	X	219002AM	101		
				63	5	111190	111190AM		219003AM	101		
				68		111191	111191AM	X		101		
				97	30	111192	111192AM	X	219005AM	101		
				103	8	111193		X		101		
				110		111194		X		101		
				110527	110527AM			3	5	111195		X
10		111196						X	219008AM	101		
13	5	111352						X	122668AM	16		
18		111395	111395AM							28		
23	8	111448	111448AM							57	29	
31										99	41	
35	8	111449	111449AM							119	41	
42		111451						X		57	28	



# ORIGINAL PART NUMBER REFERENCE

OEM No.	Our No.	Setup	Replaced	Pg	Fig	OEM No.	Our No.	Setup	Replaced	Pg	Fig
111451		X		83	28	113451	113451AM		121804AM	28	
				99	40	113455	113455AM			28	
				119	40	113466		X	218007AM	8	
111501	111501AM		217997AM	16		113467	113467AM	X		28	
				67		113513		X		109	
111502	111502AM		217998AM	16		113526	113526AM	X	219011AM	109	
				67		113528	113528AM	X	219000AM	101	
111503	111503AM		217999AM	16		113556	113556AM	X		51	3
				67						91	5
111504	111504AM		218000AM	16		113561	113561AM	X		57	35
				67						99	46
111505	111505AM		218001AM	16		113593	113593AM			25	18
				67						33	
111506	111506AM		218002AM	16						37	18
				67						43	
111507	111507AM		218003AM	16						45	18
				67						49	
111508	111508AM		218004AM	16						117	23
				67						125	18
111509		X	218005AM	16						129	
				67		113594	113594AM			37	18
111510		X	218006AM	16						43	
				67						95	23
111511		X	218007AM	16						105	18
				67						112	
111512		X	218008AM	16						117	23
				67						125	18
111514	111514AM	X	219010AM	40						129	
				109		113595	113595AM	X		37	19
111515	111515AM		219012AM	40						43	
				109						45	19
111516	111516AM	X		40						49	
				109						95	24
111517	111517AM		219014AM	40						107	19
				109						112	
111518	111518AM	X		40						117	24
				109						125	19
111519	111519AM	X		40						129	
				109		113596	113596AM			25	18
111520		X		40						33	
				109						37	18
111521		X		40						43	
				109						95	23
111522		X	218587AM	40						105	18
				109						112	
111523		X		40		113598	113598AM			27	19
				109						33	
111526		X		40						37	19
113328	113328AM	X	113331AM	81	13					43	
				115	15					95	24
113329	113329AM	X		81	3					105	19
				115	5					112	
113331	113331AM			81	13	113599	113599AM			25	18
				115	15					33	
113450	113450AM		121803AM	28		113601		X		27	19



# ORIGINAL PART NUMBER REFERENCE

OEM No.	Our No.	Setup	Replaced	Pg	Fig	OEM No.	Our No.	Setup	Replaced	Pg	Fig
113629	113629AM			25	18	114474	114474AM	X		45	22
				33						48	
				95	23					83	35
				105	18					87	11
				112						89	
113631		X		27	19					119	46
				33						125	22
113850		X		16						128	
113851		X		16		115122	115122AM			55	18
113852		X		16						95	20
113853		X		16		115123	115123AM			53	12
113854		X		16						93	14
113855		X		16		115126	115126AM			55	18
113856		X		16						95	20
113857		X		16		116568	116568AM			21	4
113858		X		16						97	38
113884		X		13	9					103	4
113885		X		13	3	118136	118136AM	X		39	24
114242		X	219725AM	27	22					43	
				31						99	49
114467	114467AM			7	11					107	24
				10						112	
				27	22					119	48
				30						125	24
114469	114469AM	X		7	11					129	
				10		118746	118746AM	X		7	12
				27	22					11	
				31						27	23
				57	36					32	
				65	11	118747	118747AM	X		27	23
				68						32	
				99	47	118748	118748AM	X		7	12
				107	22					11	
				110						15	12
114470	114470AM			7	11					19	
				10						27	23
				15	11					32	
				18						39	23
				27	22					42	
				31						59	37
				39	22					65	12
				42						69	
				57	36					99	48
				65	11					107	23
				68						111	
				99	47	118749		X		15	12
				107	22					19	
				110						59	37
114472		X		15	11					65	12
				18						69	
				83	35					83	36
				87	11					87	12
				89						89	
114474	114474AM	X		39	22	118750	118750AM	X		39	23
				42						42	



# ORIGINAL PART NUMBER REFERENCE

OEM No.	Our No.	Setup	Replaced	Pg	Fig	OEM No.	Our No.	Setup	Replaced	Pg	Fig
118750	118750AM	X		47	23	119902		X		129	
				49		119946	119946AM			83	29
				83	36					119	41
				87	12	119948	119948AM	X		81	17
				89						117	19
				99	48	119995	119995AM			81	3
				107	23					115	5
				111		120761		X	217980AM	61	
				119	47	120763		X	217996AM	16	
				125	23					67	
	128		121243		X		16				
118751	118751AM	X		47	23	121301		X	507853AM	117	20
				49		121314		X		81	18
				119	47	121545	121545AM	X		28	
				125	23	121546	121546AM	X		28	
				128		121547	121547AM	X		28	
118806	118806			51	4	121548	121548AM			28	
				91	6	121549	121549AM	X		28	
118807	118807			57	30	121550	121550AM			28	
				71	5	121551	121551AM			28	
				83	30	121681	121681AM			81	10
				99	42	121681	121681AM			115	12
	119	42	121734		X		5	10			
118854	118854			51	4	121735		X		5	10
				91	6	121738		X		8	
118855	118855			57	30	121739		X		8	
				99	42	121740		X		8	
118928	118928AM	X		28			X		8		
118959	118959AM	X		13	5	121742		X		8	
				18		121748	121748AM	X		7	11
				35	8					10	
				117	30					27	22
				123	8					31	
	128		121749	121749AM	X		7	12			
119239	119239AM		218008AM	8				11			
				66				27	23		
119353		X		51	4					32	
				81	4	121750		X		5	10
				91	6	121751		X		5	10
				119	46	121752		X		5	10
				125	22	121755		X		9	
	128		121756		X		9				
119793		X		15	10	121757		X		9	
119794		X		15	10	121758		X		9	
119795		X		15	10	121759		X		9	
119855	119855			27	21	121760		X		9	
				39	21	121761		X		9	
				45	21	121762		X		9	
				91	4	121763		X		9	
				107	21	121764		X		9	
				115	4	121765		X		9	
				125	21	121770		X		7	10
119902		X		39	19	121771		X		7	10
				117	24	121775		X		9	
				125	19	121776		X		9	



## ORIGINAL PART NUMBER REFERENCE

OEM No.	Our No.	Setup	Replaced	Pg	Fig	OEM No.	Our No.	Setup	Replaced	Pg	Fig
121777		X		9		121891	121891AM	X		88	
121778		X		9		121892		X		88	
121779		X		9		121893		X		88	
121780		X		9		121933		X		40	
121781		X		9		121956		X		28	
121785		X		15	11					40	
				18		121957		X		28	
121786		X		15	12					40	
				19		122011		X		28	
121787		X		13	10	122014		X		9	
121788		X		15	10	122015		X		40	
121789		X		15	10	122016		X		9	
121792		X		16		122017		X		9	
121793		X		16		122018		X		9	
121794		X		16		122019		X		8	
121795		X		16		122045	122045AM	X		41	
121796		X		16		122099		X		9	
121797		X		16		122109		X		9	
121798		X		16		122117		X		7	10
121801		X		28		122118		X		7	10
121802		X		28		122119		X		7	10
121803	<b>121803AM</b>			28		122146		X		28	
121804		X		28		122146		X		40	
121807	<b>121807AM</b>			21	6	122209		X		9	
121810		X		28		122211		X		9	
				40		122231		X		8	
121811		X		28		122232		X		8	
				40		122233		X		5	10
121812		X		28		122331		X		8	
				40		122334	<b>122334AM</b>			84	
121813		X		28		122335	<b>122335AM</b>			84	
				40		122336	<b>122336AM</b>			84	
121814		X		28		122337	<b>122337AM</b>			84	
				40		122338	<b>122338AM</b>			84	
121815		X		28		122339		X		84	
				40		122340		X		84	
121816		X		28		122347		X		8	
				40		122348		X		8	
121820		X		40		122349		X		8	
121821		X		40		122350		X		8	
121822		X		40		122351		X		8	
121823		X		40		122352		X		9	
121824		X		40		122353		X		9	
121825		X		40		122354		X		9	
121829	121829AM	X		41		122355		X		9	
121830	121830AM	X		41		122387		X		120	
121831	121831AM	X		41		122388	<b>122388AM</b>			120	
121832	121832AM	X		41		122389	<b>122389AM</b>			120	
121833		X		41		122390	<b>122390AM</b>			120	
121845		X		83	32	122391	<b>122391AM</b>			120	
121845		X		87	10	122392	122392AM	X		120	
121887	121887AM	X		88		122393	122393AM	X		120	
121888	121888AM	X		88		122394	122394AM	X		41	
121889	121889AM	X		88						126	
121890	121890AM	X		88		122395	<b>122395AM</b>			41	



# ORIGINAL PART NUMBER REFERENCE

OEM No.	Our No.	Setup	Replaced	Pg	Fig	OEM No.	Our No.	Setup	Replaced	Pg	Fig
122395	122395AM			126		126003	126003			31	
122396	122396AM			41						32	
				126							
122397	122397AM			41							
				126		126004	126004			3	4
122398	122398AM			41						10	
				126						11	
122399	122399AM	X		41						21	5
				126						21	7
122400	122400AM	X		41						31	
				126						32	
122417	122417AM	X		117	28	126008	126008AM			25	12
				123	6	126009	126009AM			21	4
122418	122418AM			81	18	126152	126152AM	X		81	5
				117	20					115	7
122419	122419AM			81	12	126155	126155			81	20
				115	14					117	22
122420		X		119	48	126180	126180			81	8
				125	24					115	10
				129		126182	126182			51	4
122620		X		119	49					71	4
				125	25					81	4
				129						91	6
122667		X		84						115	6
122668		X		88		126255	126255AM	X		37	18
123157		X		41						117	23
123333	123333AM			84						125	18
123334	123334AM	X		88						129	
124374		X		5	10	126301	126301AM	X		37	16
				13	10					117	26
				57	32					125	16
				65	10	126302	126302AM	X		37	12
124444	124444AM	X		120						119	35
124445	124445AM	X		41						123	12
				126		126305	126305AM			25	17
126000	126000AM			3	5					33	
				10						37	17
				23	8					43	
				31						45	17
126001	126001AM			5	7					49	
				10						95	25
				11						105	17
				23	10					112	
				31						117	25
				32						125	17
126002	126002AM			5	6					129	
				10		126306	126306AM			37	13
				11						119	36
				23	9					123	13
				31		126307		X		37	14
				32						119	34
126003	126003			5	8					123	14
				10						129	
				11		127252	127252AM	X	217996AM	67	
				23	11	127253	127253AM		217997AM	67	



# ORIGINAL PART NUMBER REFERENCE

OEM No.	Our No.	Setup	Replaced	Pg	Fig	OEM No.	Our No.	Setup	Replaced	Pg	Fig
127254	127254AM		217998AM	67		127589	127589	X		63	1
127255	127255AM		217999AM	67						77	1
127256	127256AM		218000AM	67						103	1
127257	127257AM		218001AM	67		127645		X		71	7
127258	127258AM		218002AM	67		127783	127783AM	X		51	5
127259	127259AM		218003AM	67						91	7
127260	127260AM		218004AM	67		127785	127785			51	8
127261		X	218005AM	67						91	10
127262		X	218006AM	67		127834	127834AM	X		21	4
127263		X	218007AM	67		127836	127836AM			3	6
127264		X	218008AM	67						10	
127265	127265AM		217980AM	61						11	
127266	127266AM		217981AM	61						23	9
127267	127267AM		217982AM	61						30	
127268	127268AM		217983AM	61						32	
127269	127269AM		217984AM	61		127837	127837			3	4
127270	127270AM		217985AM	61						10	
127271	127271AM		217986AM	61						11	
127272	127272AM		217987AM	61						21	5
127273	127273AM		217988AM	61						21	7
127274		X	217989AM	61						30	
127275		X	217990AM	61						32	
127276		X	217991AM	61		128016	128016AM			55	17
127277		X	217992AM	61						93	19
127359		X		71	21	128042	128042AM			53	13
				77	6					93	15
				79		128049		X		71	16
127364		X		71	22	128428		X		71	17
				77	7					77	9
				79		128429		X		73	24
127366		X		71	20					77	3
				77	5	128616		X		73	24
				79		128616		X		77	3
127367		X		71	20	128633		X	128634AM	71	6
				77	5	128634		X		71	6
				79		128700		X		71	14
127368		X		71	20	128702		X		71	11
				77	5	129055		X		71	17
				79		129056		X		73	24
127369	127369	X	129305	71	23					77	3
				77	8	207299		X		9	
				79		207301		X		5	10
127386	127386	X		71	19	207405		X		9	
				77	4	207504		X		9	
				79		207505		X		9	
127410		X		71	17	207997	207997AM	X		28	
				77	9	210009		X		5	9
127412		X	129130AM	73	24					13	9
				77	3	210089	210089	X	127589	3	1
127495		X		71	9					21	1
127506		X		71	15					35	1
127510		X		71	12	210108	210108			3	3
127523		X		71	3	210133	210133			3	1
127543		X		71	10					21	1
127588	127588	X		71	1	210179		X		3	3



# ORIGINAL PART NUMBER REFERENCE

OEM No.	Our No.	Setup	Replaced	Pg	Fig	OEM No.	Our No.	Setup	Replaced	Pg	Fig
210179		X		13	3	212891		X		88	
210286		X		5	9	212901		X		61	
210389		X		5	9	212902		X		67	
210508	210508			13	1	213287		X		84	
				35	1	213288		X		88	
				81	1	213608	213608AM			53	10
				87	1					93	12
				115	1	216226		X		71	13
				123	1	216227		X		71	8
210572		X		13	6	216228		X		73	26
				18						77	12
				19						79	
211252	211252AM	X		81	9	216229		X		73	25
				115	11					77	11
211333		X		84						79	
211335		X		88		216230		X		71	18
211407		X		5	10					77	10
				7	10	216231		X	508654AM	71	18
211462		X		74						77	10
211463		X		74		216232		X	508652+55	71	18
211464		X		74						77	10
211465		X		74		216233		X	508652+56	71	18
211466		X		74						77	10
211467		X		74		217166		X		71	18
211468		X		74						77	10
211469		X		74		217167		X	508725AM	71	18
211470		X		74						77	10
211471		X		74		217168		X	508726AM	71	18
211472		X		74						77	10
211473		X		74		217169		X		71	18
211474		X		74						77	10
211475		X		74		217461		X		73	25
211476		X		74						77	11
211477		X		74						79	
211478		X		78		217462		X	216229AM	73	25
211479		X		78						77	11
211480		X		78						79	
211481		X		78		217978		X		61	
211482		X		78		217979		X		61	
211483		X		78		217980		X		61	
211484		X		78		217981	217981AM			61	
211485		X		78		217982	217982AM			61	
211486		X		78		217983	217983AM			61	
211487		X		78		217984	217894AM			61	
211488		X		78		217985	217985AM			61	
211489		X		78		217986	217986AM			61	
211490		X		78		217987	217987AM			61	
211491		X		78		217988	217988AM	X		61	
211492		X		78		217989		X		61	
211493		X		78		217990		X		61	
212145		X		61		217991		X		61	
212146		X		67		217992		X		61	
212202		X		57	32	217994		X		67	
				65	10	217995		X		61	
212890		X		84		217996	217996AM	X		67	





# ORIGINAL PART NUMBER REFERENCE

OEM No.	Our No.	Setup	Replaced	Pg	Fig	OEM No.	Our No.	Setup	Replaced	Pg	Fig
217997	217997AM			67							
217998	217998AM			67							
217999	217999AM			67							
218000	218000AM			67							
218001	218001AM			67							
218002	218002AM			67							
218003	218003AM			67							
218004	218004AM			67							
218005		X		67							
218006		X		67							
218007		X		67							
218008		X		67							
218511		X		101							
218587		X		109							
218998	218998AM	X		101							
218999	218999AM			101							
219000	219000AM			101							
219001	219001AM			101							
219002	219002AM			101							
219003	219003AM			101							
219004	219004AM	X		101							
219005	219005AM	X		101							
219006		X		101							
219007		X		101							
219008		X		101							
219009	219009AM	X		40							
				109							
219010	219010AM			109							
219011	219011AM	X		109							
219012	219012AM			109							
219013	219013AM	X		109							
219014	219014AM			109							
219015	219015AM	X		109							
219016	219016AM	X		109							
219017		X		109							
219018		X		109							
219019		X		109							
219892		X		41							



**PART ILLUSTRATIONS**

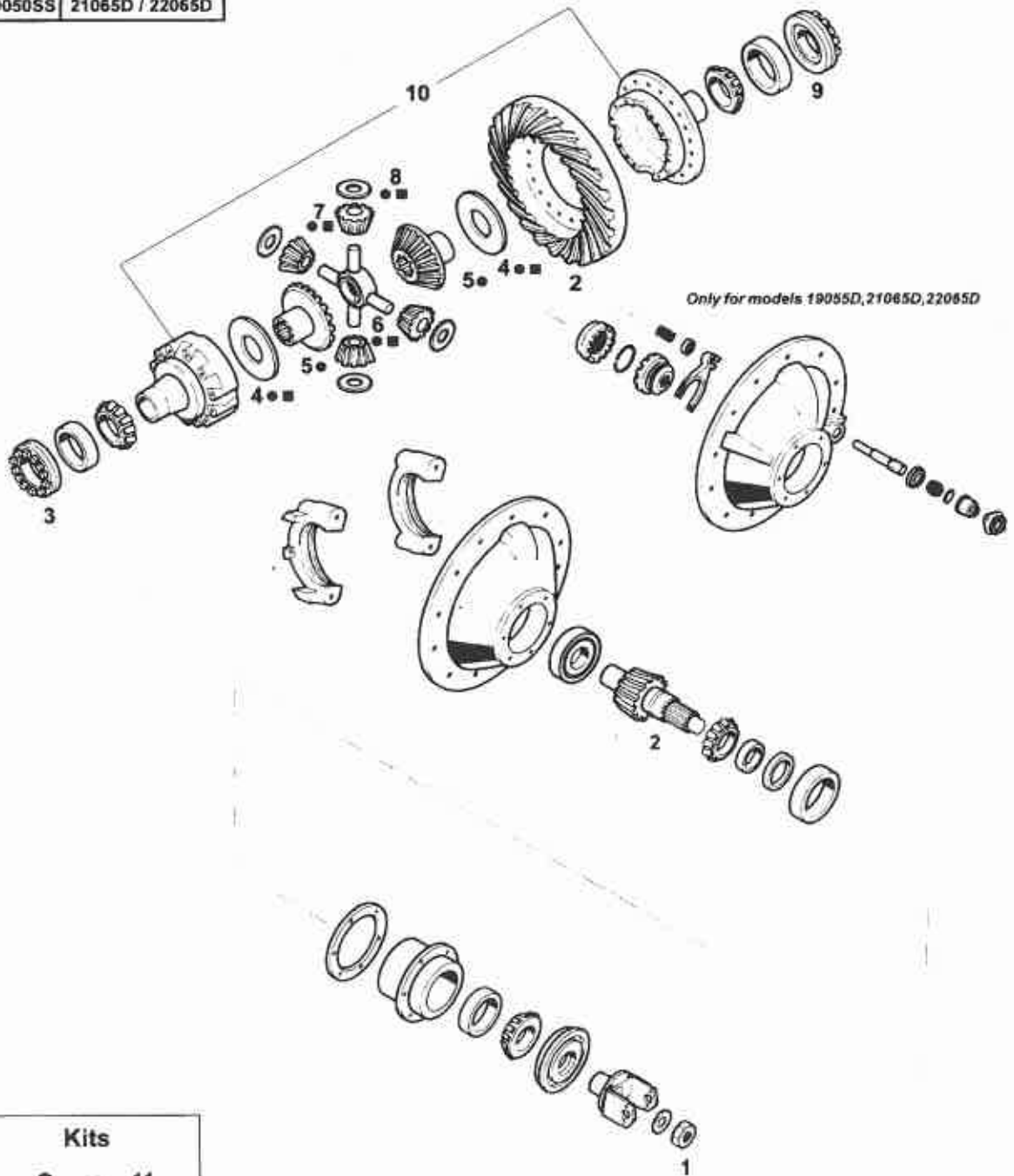


# REAR AXLE

## Single Reduction

From 13100 →  
Up to 22065D ←

MODELS	
13100 / 15100	19055S
15040S	19055D
16120-1	19100-1 / 20100
17100-1 / 17120-1	19120-1 / 20120
18100-1 / 18120-1	21065S / 22065S
19050S / 19050SS	21065D / 22065D





# REAR AXLE

## Single Reduction

From 13100 →  
Up to 22065D ←

Fig.	Our No.	OEM No.	Description	Note	13100/15100	15040S	16120-1	17100-1/17120-1	18100-1/18120-1	19050S/19050SS	19055S	19055D	19100-1/20100	19120-1/20120	21065S/22065S	21065D/22065D
1	95203	95203	NUT													
1	210133	210133	NUT													
1	95204	95204	NUT 1" 1/8-18 UNEF													
1	95206	95206	NUT 1" 1/2-18 UNEF	(1)												
1	95205	95205	NUT 1" 1/2-12 UNEF	(2)												
1	95206	95206	NUT 1" 1/2-18 UNEF													
1	210089	210089	NUT	(* R *)												
1	95262	95262	NUT 1" 3/4-12 UN													
2		C&P	PAGE 8-9													
3	33682AM	33682	DIFF BEARING ADJUSTER RH	(* R *)												
3	210108	210108	DIFF BEARING ADJUSTER RH													
3	210108	210108	DIFF BEARING ADJUSTER RH	19050S												
3	110243AM	110243	DIFF BEARING ADJUSTER RH	19050SS												
3	110243AM	110243	DIFF BEARING ADJUSTER RH													
3	27842AM	27842	DIFF BEARING ADJUSTER RH													
3		210179	DIFF BEARING ADJUSTER RH													
3	21637AM	21637	DIFF BEARING ADJUSTER RH													
4	127837	127837	THRUST WASHER													
4	18346	18346	THRUST WASHER													
4	27827	27827	THRUST WASHER													
4	126004	126004	THRUST WASHER													
4	18198	18198	THRUST WASHER													
5	69965AM	69965	SIDE GEAR 18T - 19 SPLINE	ANG												
5	70061AM	70061	SIDE GEAR	STR												
5	110522AM	110522	SIDE GEAR 18T - 34 SPLINE	INV												
5	64939AM	64939	SIDE GEAR 18T - 16 SPLINE	ANG (* R *)												
5	64944AM	64944	SIDE GEAR 18T - 16 SPLINE	STR (* R *)												
5	37072AM	37072	SIDE GEAR 18T - 16 SPLINE	STR												
5	110525AM	110525	SIDE GEAR 18T - 39 SPLINE	INV												
5	37069AM	37069	SIDE GEAR 18T - 16 SPLINE	STR												
5	110527AM	110527	SIDE GEAR 18T - 41 SPLINE	INV												
5	126000AM	126000	SIDE GEAR 18T - 36 SPLINE	INV												
5		73339	SIDE GEAR	STR												
5	73342AM	73342	SIDE GEAR 18T - 22 SPLINE	INV												
6	127836AM	127836	DIFF SPIDER													

- (1) FOR C&P RATIOS: FROM R3.55 TO R4.33
- (3) ONLY FOR 19050S - FROM R3.36 TO R4.11
- (5) ONLY FOR 19050S - FROM R5.57 TO R7.17
- (7) FROM R3.08 TO R3.55
- (9) FROM R4.63 TO R7.11
- (B) ONLY FOR MODELS 21065D - 22065D

- (2) FOR C&P RATIOS: FROM R4.56 TO R7.17
- (4) ONLY FOR 19050S - FROM R4.33 TO R5.29
- (6) ONLY FOR 19050SS - ALL RATIOS
- (8) FROM R3.70 TO R4.33
- (A) ONLY FOR MODELS 21065S - 22065S
- (\* R \*) SEE PAGE 10-11 FOR THE BREAKDOWN OF THE COMPONENTS
- (\* R \*) SEE "ORIGINAL PART NUMBER REFERENCE" SECTION

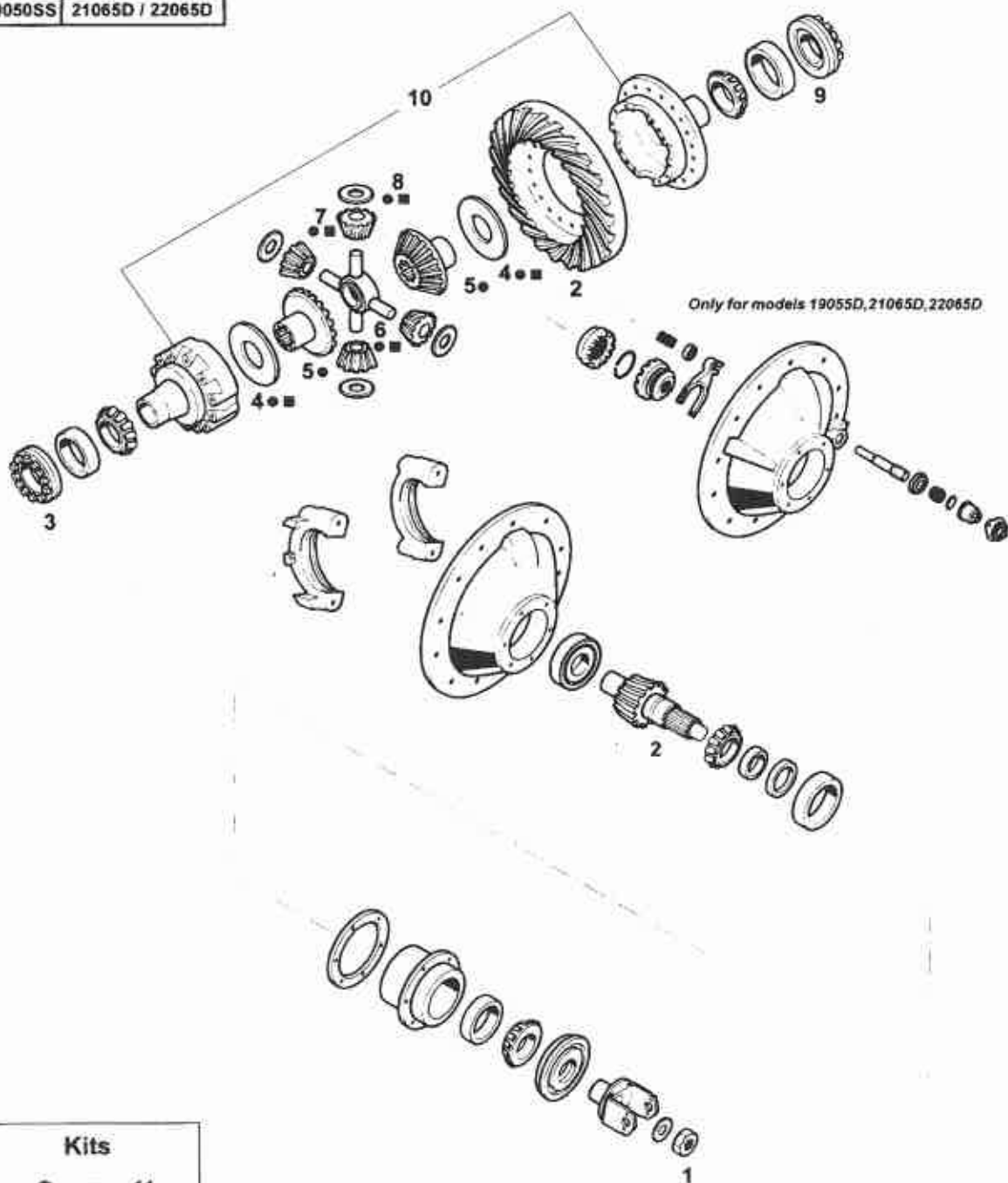


# REAR AXLE

## Single Reduction

From 13100 →  
Up to 22065D ←

MODELS	
13100 / 15100	19055S
15040S	19055D
16120-1	19100-1 / 20100
17100-1 / 17120-1	19120-1 / 20120
18100-1 / 18120-1	21065S / 22065S
19050S / 19050SS	21065D / 22065D



Kits	
●	= 11
■	= 12



# REAR AXLE Single Reduction

From 13100 →  
Up to 22065D ←

Fig.	Our No.	OEM No.	Description	Note	13100/15100	15040S	16120-1	17100-1/17120-1	18100-1/18120-1	19050S/19050SS	19055S	19055D	19100-1/20100	19120-1/20120	21065S/22065S	21065D/22065D
6	25971AM	25971	DIFF SPIDER													
6	38289AM	38289	DIFF SPIDER													
6	126002AM	126002	DIFF SPIDER													
6		87893	DIFF SPIDER	(* R *)												
7	69967AM	69967	PINION GEAR 10T													
7	102512AM	102512	PINION GEAR 10T													
7	64941AM	64941	PINION GEAR 10T													
7	104139AM	104139	PINION GEAR 10T													
7	126001AM	126001	PINION GEAR 10T													
7	73341AM	73341	PINION GEAR 10T													
8	25968	25968	THRUST WASHER													
8	64467	64467	THRUST WASHER													
8	27810	27810	THRUST WASHER													
8	126003	126003	THRUST WASHER													
8	18199	18199	THRUST WASHER													
9	33682AM	33682	DIFF BEARING ADJUSTER LH	(* R *)												
9		210389	DIFF BEARING ADJUSTER LH													
9		210389	DIFF BEARING ADJUSTER LH	19050S												
9	21637AM	21637	DIFF BEARING ADJUSTER RH	19050SS												
9	31562AM	31562	DIFF BEARING ADJUSTER LH													
9		210009	DIFF BEARING ADJUSTER LH													
9		210286	DIFF BEARING ADJUSTER LH													
9	39448AM	39448	DIFF BEARING ADJUSTER LH													
10		98892	DIFF HOUSING (EMPTY W/ SCREW)	ALL RATIO												
10		122233	DIFF HOUSING (EMPTY W/ SCREW)	3.36-3.90												
10		121734	DIFF HOUSING (EMPTY W/ SCREW)	4.11-4.68												
10		121735	DIFF HOUSING (EMPTY W/ SCREW)	5.29-7.17												
10		68021	DIFF HOUSING (EMPTY W/ SCREW)	ALL RATIO												
10	106397AM	106397	DIFF HOUSING (EMPTY W/ SCREW)	3.36-5.29												
10		124374	DIFF HOUSING (EMPTY W/ SCREW)	5.57-7.17												
10		121750	DIFF HOUSING (EMPTY W/ SCREW)	(3)												
10		121751	DIFF HOUSING (EMPTY W/ SCREW)	(4)												
10		121752	DIFF HOUSING (EMPTY W/ SCREW)	(5)												
10		207301	DIFF HOUSING (EMPTY W/ SCREW)	(6)												
10		211407	DIFF HOUSING (EMPTY W/ SCREW)	3.08-3.55												

- (1) FOR C&P RATIOS: FROM R3.55 TO R4.33
- (3) ONLY FOR 19050S - FROM R3.36 TO R4.11
- (5) ONLY FOR 19050S - FROM R5.57 TO R7.17
- (7) FROM R3.08 TO R3.55
- (9) FROM R4.63 TO R7.11
- (B) ONLY FOR MODELS 21065D - 22065D

- (2) FOR C&P RATIOS: FROM R4.56 TO R7.17
- (4) ONLY FOR 19050S - FROM R4.33 TO R5.29
- (6) ONLY FOR 19050SS - ALL RATIOS
- (8) FROM R3.70 TO R4.33
- (A) ONLY FOR MODELS 21065S - 22065S
- (\*) SEE PAGE 10-11 FOR THE BREAKDOWN OF THE COMPONENTS
- (\* R \*) SEE "ORIGINAL PART NUMBER REFERENCE" SECTION

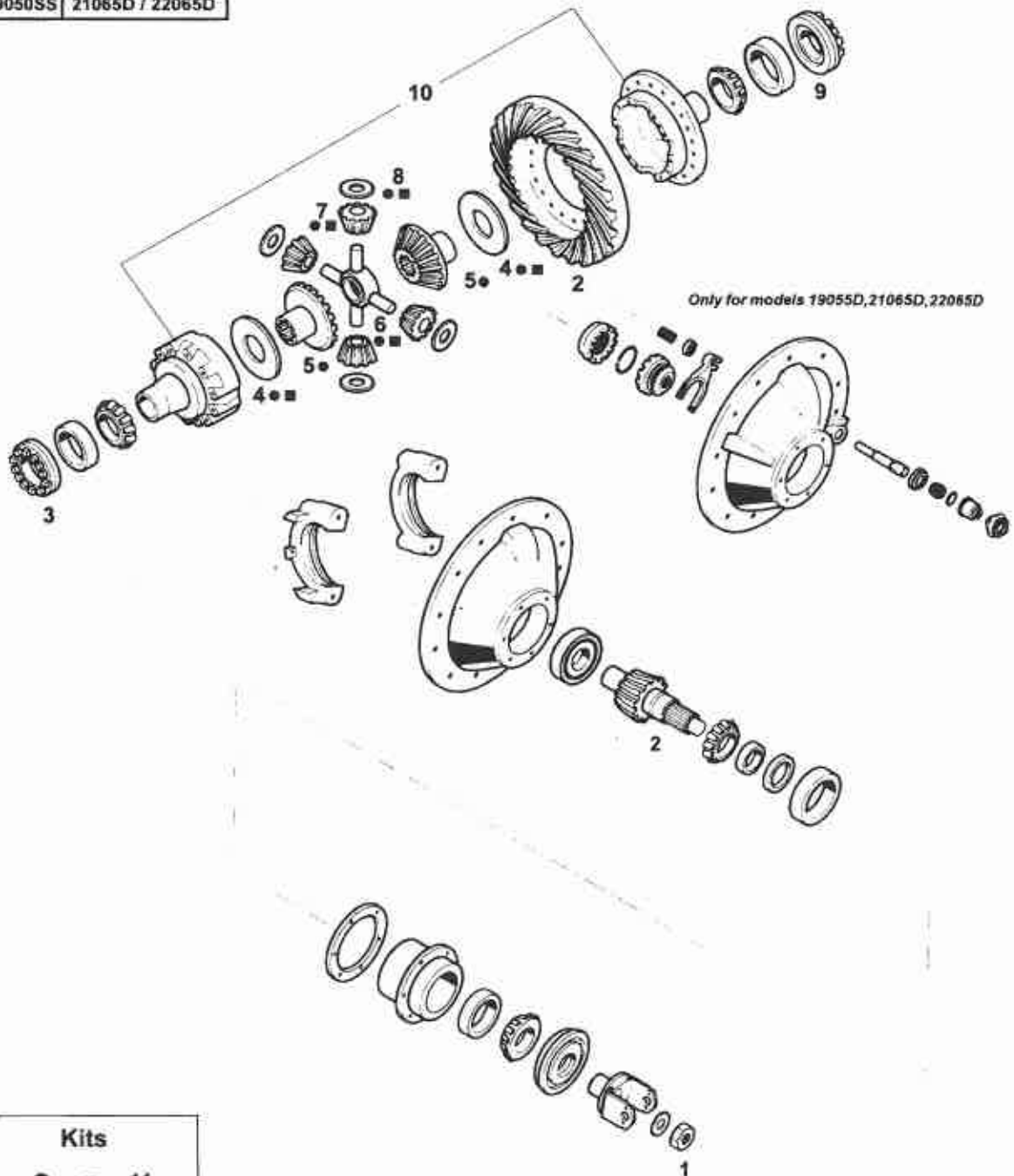


# REAR AXLE

## Single Reduction

From 13100 →  
Up to 22065D ←

MODELS	
13100 / 15100	19055S
15040S	19055D
16120-1	19100-1 / 20100
17100-1 / 17120-1	19120-1 / 20120
18100-1 / 18120-1	21065S / 22065S
19050S / 19050SS	21065D / 22065D



Kits	
●	= 11
■	= 12



# REAR AXLE Single Reduction

From 13100 →  
Up to 22065D ←

Fig.	Our No.	OEM No.	Description	Note	13100/15100	15040S	16120-1	17100-1/17120-1	18100-1/18120-1	19050S/19050SS	19055S	19055D	19100-1/20100	19120-1/20120	21065S/22065S	21065D/22065D
10		121770	DIFF HOUSING (EMPTY W/ SCREW)	3,70-4,33												
10		121771	DIFF HOUSING (EMPTY W/ SCREW)	4,63-7,17												
10		122117	DIFF HOUSING (EMPTY W/ SCREW)	3,08-3,55												
10		122118	DIFF HOUSING (EMPTY W/ SCREW)	3,70-4,33												
10		122119	DIFF HOUSING (EMPTY W/ SCREW)	4,63-7,17												
10		104609	DIFF HOUSING (EMPTY W/ SCREW)	ALL RATIO												
10		211407	DIFF HOUSING (EMPTY W/ SCREW)	(A)(7)												
10		121770	DIFF HOUSING (EMPTY W/ SCREW)	(A)(8)												
10		121771	DIFF HOUSING (EMPTY W/ SCREW)	(A)(9)												
10		122117	DIFF HOUSING (EMPTY W/ SCREW)	(B)(7)												
10		122118	DIFF HOUSING (EMPTY W/ SCREW)	(B)(8)												
10		122119	DIFF HOUSING (EMPTY W/ SCREW)	(B)(9)												
11	114467AM	114467	DIFFERENTIAL GEAR KIT	(1)												
11	98850AM	98850	DIFFERENTIAL GEAR KIT	(1)												
11	114469AM	114469	DIFFERENTIAL GEAR KIT	(1)												
11	85358AM	85358	DIFFERENTIAL GEAR KIT	(1)												
11	114470AM	114470	DIFFERENTIAL GEAR KIT	(1)												
11	121748AM	121748	DIFFERENTIAL GEAR KIT	(1)												
12	118746AM	118746	DIFFERENTIAL GEAR KIT	(1)												
12	118748AM	118748	DIFFERENTIAL GEAR KIT	(1)												
12	121749AM	121749	DIFFERENTIAL GEAR KIT	(1)												

- (1) FOR C&P RATIOS: FROM R3.55 TO R4.33
- (3) ONLY FOR 19050S - FROM R.3.36 TO R.4.11
- (5) ONLY FOR 19050S - FROM R5.57 TO R7.17
- (7) FROM R3.08 TO R3.55
- (9) FROM R4.63 TO R7.11
- (B) ONLY FOR MODELS 21065D - 22065D

- (2) FOR C&P RATIOS: FROM R4.56 TO R7.17
- (4) ONLY FOR 19050S - FROM R4.33 TO R5.29
- (6) ONLY FOR 19050SS - ALL RATIOS
- (8) FROM R3.70 TO R4.33
- (A) ONLY FOR MODELS 21065S - 22065S
- (\*) SEE PAGE 10-11 FOR THE DETAIL OF THE COMPONENTS
- (\* R \*) SEE "ORIGINAL PART NUMBER REFERENCE" SECTION





# REAR AXLE

## Single Reduction

From 13100 →  
Up to 22065D ←

### CROWN AND PINION SETS

Models: 13100 Gear: 13-3/4"				
Ratio	Our No.	Note	OEM No.	Description
4.56			99634	C & P (41/9)
5.14			99635	C & P (36/7)
5.83			99636	C & P (35/6)
6.17			99637	C & P (37/6)

Models: 15100 Gear: 14-1/4"				
Ratio	Our No.	Note	OEM No.	Description
4.56			98746	C & P (41/9)
5.14			98747	C & P (36/7)
5.83			98748	C & P (35/6)
6.17			98749	C & P (37/6)

Models: 15040S				
Ratio	Our No.	Note	OEM No.	Description
3.36			122347	C & P (37/11)
3.55			122348	C & P (39/11)
3.70			122349	C & P (37/10)
3.90			122350	C & P (39/10)
4.11			122231	C & P (37/9)
4.33			122232	C & P (39/9)
4.63			122351	C & P (37/8)
4.88			121738	C & P (39/8)
5.29			121739	C & P (37/7)
5.57			122331	C & P (39/7)
5.83			121740	C & P (35/6)
6.17			121741	C & P (37/6)
6.50			122019	C & P (39/6)
7.17			121742	C & P (43/6)

Models: 16120-1 Gear: 15"				
Ratio	Our No.	Note	OEM No.	Description
4.62		(* R *)	98124	C & P (37/8)
4.88			98125	C & P (39/8)
5.57	98126AM	(* R *)	98126	C & P (39/7)
6.14			98127	C & P (43/7)
6.50			98128	C & P (39/6)
7.17	98129AM	(* R *)	98129	C & P (43/6)
7.60			98130	C & P (38/5)

Models: 17100-1/18100-1 Gear: 16" (new type with 5/8" bolt)				
Ratio	Our No.	Note	OEM No.	Description
3.70	96619AM		96619	C & P (37/10)
4.11	96620AM		96620	C & P (37/9)
4.33	96621AM		96621	C & P (39/9)
4.56	96622AM		96622	C & P (41/9)
4.88	96623AM		96623	C & P (39/8)
5.29	96624AM		96624	C & P (37/7)
5.57	96625AM		96625	C & P (39/7)

Models: 17120-1/18120-1 Gear: 16-1/2" (new type with 5/8" bolt)				
Ratio	Our No.	Note	OEM No.	Description
5.57			96626	C & P (39/7)
6.14			96627	C & P (43/7)
6.50		(* R *)	96628	C & P (39/6)
6.57		(* R *)	113466	C & P (46/7)
7.17	119239AM	(* R *)	119239	C & P (43/6)
7.60	96630AM		96630	C & P (38/5)

(\* R \*) SEE "ORIGINAL PART NUMBER REFERENCE" SECTION



# REAR AXLE Single Reduction

From 13100 →  
Up to 22065D ←

## CROWN AND PINION SETS

Models: 19050S				
Ratio	Our No.	Note	OEM No.	Description
3.36			122017	C & P (37/11)
3.55			122014	C & P (39/11)
3.70			122016	C & P (37/10)
3.90			121755	C & P (39/10)
4.11			121756	C & P (37/9)
4.33			121757	C & P (39/9)
4.63			121758	C & P (37/8)
4.88			121759	C & P (39/8)
5.29			121760	C & P (37/7)
5.57			121761	C & P (39/7)
5.83			121762	C & P (35/6)
6.17			121763	C & P (37/6)
6.50			121764	C & P (39/6)
7.17			121765	C & P (43/6)

Models: 19055S/19055D/21065S/21065D/22065S/22065D				
Ratio	Our No.	Note	OEM No.	Description
3.08			122352	C & P (37/12)
3.25			122353	C & P (39/12)
3.36			122354	C & P (37/11)
3.55			122355	C & P (39/11)
3.70			122211	C & P (37/10)
3.90			121775	C & P (39/10)
4.11			122209	C & P (37/9)
4.33			122109	C & P (39/9)
4.63			122099	C & P (37/8)
4.88			121776	C & P (39/8)
5.29			121777	C & P (37/7)
5.57			121778	C & P (39/7)
5.83			122018	C & P (35/6)
6.17			121779	C & P (37/6)
6.50			121780	C & P (39/6)
7.17			121781	C & P (43/6)

Models: 19050SS				
Ratio	Our No.	Note	OEM No.	Description
4.88			207505	C & P (39/8)
5.57			207504	C & P (39/7)
6.14			207299	C & P (43/7)
6.57			207405	C & P (46/7)

Models: 19120-1/20120 Gear: 18"				
Ratio	Our No.	Note	OEM No.	Description
3.70			96872	C & P (37/10)
4.11			96873	C & P (37/9)
4.33			96874	C & P (39/9)
4.56			96875	C & P (41/9)
4.88			96876	C & P (39/8)
5.43			96877	C & P (38/7)
6.17			96878	C & P (37/6)
6.67			96879	C & P (40/6)


Models: 19100-1/20100 Gear: 17"				
Ratio	Our No.	Note	OEM No.	Description
3.70	99497AM		99497	C & P (37/11)
4.11			99498	C & P (37/9)
4.33			99499	C & P (39/9)
4.88			99500	C & P (39/8)
5.43	99501AM		99501	C & P (38/7)
6.17			99502	C & P (37/6)
6.67			99503	C & P (40/6)



**REAR AXLE**  
Single Reduction

From 13100 →  
Up to 22065D ←

**WHEEL DIFFERENTIAL KITS**



Our No: 114467AM		OEM No: 114467	
Models: 15040S			
Our No.	OEM No.	Description	Qty
127836AM	127836	DIFF SPIDER	1
110522AM	110522	SIDE GEAR (18T - 34 SPL)	2
127837	127837	THRUST WASHER	2
102512AM	102512	PINION GEAR (10T)	4
25968	25968	THRUST WASHER	4

Our No: 98850AM		OEM No: 98850	
Models: 17100-1/17120-1			
Our No.	OEM No.	Description	Qty
38289AM	38289	DIFF SPIDER	1
37072AM	37072	SIDE GEAR (18T - 16 SPL)	2
27827	27827	THRUST WASHER	2
104139AM	104139	PINION GEAR (10T)	4
27810	27810	THRUST WASHER	4

Our No: 114469AM		OEM No: 114469	
Models: 17100-1/17120-1/19055S/19055D			
Our No.	OEM No.	Description	Qty
38289AM	38289	DIFF SPIDER	1
110525AM	110525	SIDE GEAR (18T - 39 SPL)	2
27827	27827	THRUST WASHER	2
104139AM	104139	PINION GEAR (10T)	4
27810	27810	THRUST WASHER	4

Our No: 85358AM		OEM No: 85358	
Models: 18100-1/18120-1			
Our No.	OEM No.	Description	Qty
38289AM	38289	DIFF SPIDER	1
37069AM	37069	SIDE GEAR (18T - 16 SPL)	2
27827	27827	THRUST WASHER	2
104139AM	104139	PINION GEAR (10T)	4
27810	27810	THRUST WASHER	4

Our No: 114470AM		OEM No: 114470	
Models: 18100-1/18120-1/21065S/21065D/22065S/22065D			
Our No.	OEM No.	Description	Qty
38289AM	38289	DIFF SPIDER	1
110527AM	110527	SIDE GEAR (18T - 41 SPL)	2
27827	27827	THRUST WASHER	2
104139AM	104139	PINION GEAR (10T)	4
27810	27810	THRUST WASHER	4

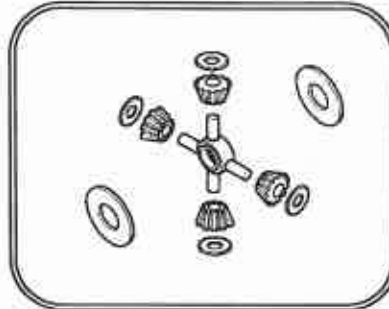
Our No: 121748AM		OEM No: 121748	
Models: 19050S/19050SS			
Our No.	OEM No.	Description	Qty
126002AM	126002	DIFF SPIDER	1
126000AM	126000	SIDE GEAR (18T - 36 SPL)	2
126004	126004	THRUST WASHER	2
126001AM	126001	PINION GEAR (10T)	4
126003	126003	THRUST WASHER	4



**REAR AXLE**  
Single Reduction

From 13100 →  
Up to 22065D ←

**WHEEL DIFFERENTIAL KITS**



Our No: 118746AM		OEM No: 118746	
Models: 15040S			
Our No.	OEM No.	Description	Qty
127836AM	127836	DIFF SPIDER	1
127837	127837	THRUST WASHER	2
102512AM	102512	PINION GEAR (10T)	4
25968	25968	THRUST WASHER	4

Our No: 118748AM		OEM No: 118748	
Models: 17100-1/17120-1/18100-1/18120-1/19055S 19055D/21065S/21065D/22065S/22065D			
Our No.	OEM No.	Description	Qty
38289AM	38289	DIFF SPIDER	1
27827	27827	THRUST WASHER	2
104139AM	104139	PINION GEAR (10T)	4
27810	27810	THRUST WASHER	4

Our No: 121749AM		OEM No: 121749	
Models: 19050S/19050SS			
Our No.	OEM No.	Description	Qty
126002AM	126002	DIFF SPIDER	1
126004	126004	THRUST WASHER	2
126001AM	126001	PINION GEAR (10T)	4
126003	126003	THRUST WASHER	4

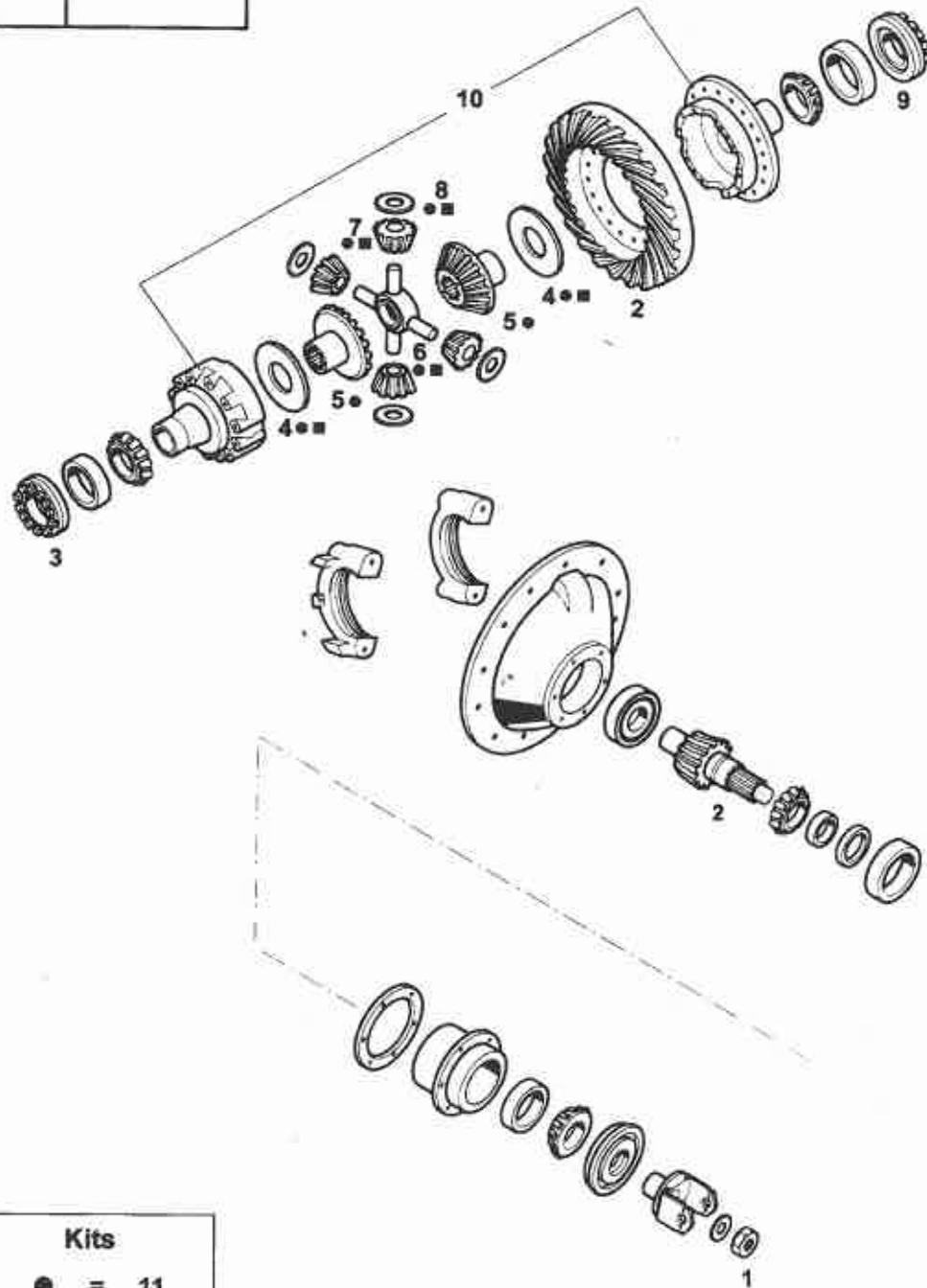


**REAR AXLE**  
Single Reduction

From 21121 →

Up to 30105S ←

MODELS	
21121	
22121	
23070S	
23105S	
23121 / 26121	
30105S	





# REAR AXLE

## Single Reduction

From 21121 →  
Up to 30105S ←

Fig.	Our No.	OEM No.	Description	Note	21121	22121	23070S	23105S	23121/26121	30105S											
1	95206	95206	NUT 1" 1/2-18 UNEF	(1)																	
1	95205	95205	NUT 1" 1/2-12 UNEF	(2)																	
1	95206	95206	NUT 1" 1/2-18 UNEF																		
1	210508	210508	NUT M42X1.5																		
1	95262	95262	NUT 1" 3/4-12 UN																		
2		C&P	PAGE 16																		
3	110243AM	110243	DIFF BEARING ADJUSTER RH																		
3		210179	DIFF BEARING ADJUSTER RH																		
3		113885	DIFF BEARING ADJUSTER RH																		
3	21637AM	21637	DIFF BEARING ADJUSTER RH																		
4	27827	27827	THRUST WASHER																		
4	83726	83726	THRUST WASHER																		
4	27274	27274	THRUST WASHER																		
5	37069AM	37069	SIDE GEAR 18T - 16 SPLINE	STR																	
5	110527AM	110527	SIDE GEAR 18T - 41 SPLINE	INV																	
5	118959AM	118959	SIDE GEAR 18T - 36 SPLINE	INV																	
5	86784AM	86784	SIDE GEAR	INV																	
5		93401	SIDE GEAR	INV																	
6	38289AM	38289	DIFF SPIDER																		
6		210572	DIFF SPIDER																		
6	86778AM	86778	DIFF SPIDER																		
7	104139AM	104139	PINION GEAR 10T																		
7	108142AM	108142	PINION GEAR 10T																		
7	86780AM	86780	PINION GEAR 10T																		
8	27810	27810	THRUST WASHER																		
8	108145	108145	THRUST WASHER																		
8	86781	86781	THRUST WASHER																		
9	31562AM	31562	DIFF BEARING ADJUSTER LH																		
9		106694	DIFF BEARING ADJUSTER LH																		
9		210009	DIFF BEARING ADJUSTER LH																		
9		113884	DIFF BEARING ADJUSTER LH																		
9	39448AM	39448	DIFF BEARING ADJUSTER LH																		
10	106397AM	106397	DIFF HOUSING (EMPTY W/ SCREW)	3.36-5.29																	
10		124374	DIFF HOUSING (EMPTY W/ SCREW)	5.57-7.17																	
10		121787	DIFF HOUSING (EMPTY W/ SCREW)	3.08-3.70																	

- (1) FOR C&P RATIOS: FROM R3.55 TO R4.33
- (2) FOR C&P RATIOS: FROM R4.56 TO R7.17
- (\*) SEE PAGE 18-19 FOR THE BREAKDOWN OF THE COMPONENTS



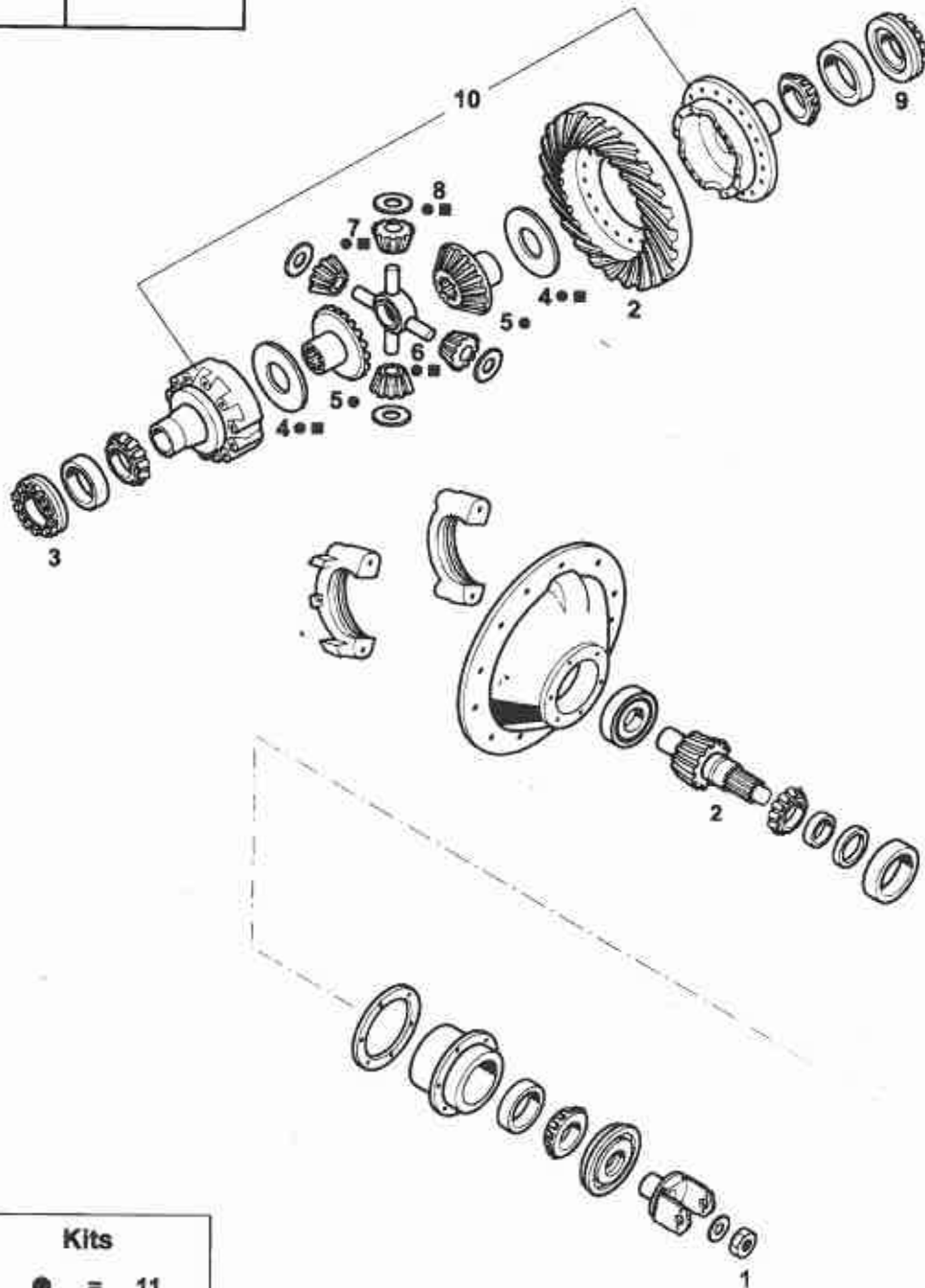
# REAR AXLE

## Single Reduction

From 21121 →

Up to 30105S ←

MODELS	
21121	
22121	
23070S	
23105S	
23121 / 26121	
30105S	



Kits	
●	= 11
■	= 12



# REAR AXLE

## Single Reduction

From 21121 →  
Up to 30105S ←

Fig.	Our No.	OEM No.	Description	Note	21121	22121	23070S	23105S	23121/26121	30105S								
10		121788	DIFF HOUSING (EMPTY W/ SCREW)	3.90-4.33														
10		121789	DIFF HOUSING (EMPTY W/ SCREW)	4.63-6.50														
10		119795	DIFF HOUSING (EMPTY W/ SCREW)	3.08-3.90														
10		119793	DIFF HOUSING (EMPTY W/ SCREW)	4.11-4.33														
10		119794	DIFF HOUSING (EMPTY W/ SCREW)	4.63-6.14														
10		98610	DIFF HOUSING (EMPTY W/ SCREW)	3.55-4.11														
10		98611	DIFF HOUSING (EMPTY W/ SCREW)	4.33-6.67														
11	<b>85358AM</b>	85358	DIFFERENTIAL GEAR KIT	(*)														
11	<b>114470AM</b>	114470	DIFFERENTIAL GEAR KIT	(*)														
11		121785	DIFFERENTIAL GEAR KIT	(*)														
11		102546	DIFFERENTIAL GEAR KIT	(*)														
11		114472	DIFFERENTIAL GEAR KIT	(*)														
12	<b>118748AM</b>	118748	DIFFERENTIAL GEAR KIT	(*)														
12		121786	DIFFERENTIAL GEAR KIT	(*)														
12		118749	DIFFERENTIAL GEAR KIT	(*)														

(1) FOR C&P RATIOS: FROM R3.55 TO R4.33  
 (2) FOR C&P RATIOS: FROM R4.56 TO R7.17  
 (\*) SEE PAGE 18-19 FOR THE BREAKDOWN OF THE COMPONENTS





# REAR AXLE

## Single Reduction

From 21121 →  
Up to 30105S ←

### CROWN AND PINION SETS

Models: 21121				
Gear ratio from 3.36 to 3.70 16" / Others 16-1/2"				
Ratio	Our No.	Note	OEM No.	Description
3.36		(* R *)	120763	C & P (37/11)
3.55	111501AM	(* R *)	111501	C & P (39/11)
3.70	111502AM	(* R *)	111502	C & P (37/10)
3.90	111503AM	(* R *)	111503	C & P (39/10)
4.11	111504AM	(* R *)	111504	C & P (37/9)
4.33	111505AM	(* R *)	111505	C & P (39/9)
4.56	111506AM	(* R *)	111506	C & P (41/9)
4.88	111507AM	(* R *)	111507	C & P (39/8)
5.29	111508AM	(* R *)	111508	C & P (37/7)
5.57		(* R *)	111509	C & P (39/7)
6.14		(* R *)	111510	C & P (43/7)
6.50		(* R *)	111511	C & P (39/6)
7.17		(* R *)	111512	C & P (43/6)

Models: 22121 Gear: 17"				
Ratio	Our No.	Note	OEM No.	Description
3.90			107537	C & P (37/10)
4.11			107538	C & P (37/9)
4.33		(* R *)	107539	C & P (39/9)
4.62			107540	C & P (37/8)
4.88			107541	C & P (39/8)
5.29			107542	C & P (37/7)
5.57	107543AM		107543	C & P (39/7)
6.17			107544	C & P (37/6)
6.50		(* R *)	107545	C & P (39/6)
7.17			107546	C & P (43/6)

Models: 23070S				
Ratio	Our No.	Note	OEM No.	Description
3.55			121792	C & P (39/11)
3.70			121793	C & P (37/10)
3.90			121794	C & P (39/10)
4.88			121795	C & P (39/8)
5.57			121796	C & P (39/7)
6.17			121797	C & P (37/6)
6.50			121798	C & P (39/6)

Models: 23105S/30105S				
Ratio	Our No.	Note	OEM No.	Description
3.08			121243	C & P (37/12)
3.36			113851	C & P (37/11)
3.58			113852	C & P (43/12)
3.70			113853	C & P (37/10)
3.90			113854	C & P (39/10)
4.11			113855	C & P (37/9)
4.33			113856	C & P (39/9)
4.63			113850	C & P (37/8)
5.25			113857	C & P (42/8)
6.14			113858	C & P (43/7)

Models: 23121/26121 Gear: 18"				
Ratio	Our No.	Note	OEM No.	Description
3.55		(* R *)	111352	C & P (39/11)
3.70		(* R *)	98264	C & P (37/10)
3.90		(* R *)	99899	C & P (39/10)
4.11		(* R *)	98265	C & P (37/9)
4.33		(* R *)	98101	C & P (39/9)
4.56	98102AM	(* R *)	98102	C & P (41/9)
4.88	98103AM	(* R *)	98103	C & P (39/8)
5.43		(* R *)	98104	C & P (38/7)
6.17		(* R *)	98105	C & P (37/6)
6.67		(* R *)	98106	C & P (40/6)

(\* R \*) SEE "ORIGINAL PART NUMBER REFERENCE" SECTION



**REAR AXLE**  
**Single Reduction**

From 21121 →

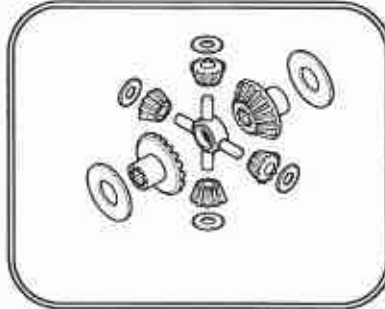
Up to 30105S ←



**REAR AXLE**  
Single Reduction

From 21121 →  
Up to 30105S ←

**WHEEL DIFFERENTIAL KITS**



Our No: 85358AM		OEM No: 85358	
Models: 21121/22121			
Our No.	OEM No.	Description	Qty
38289AM	38289	DIFF SPIDER	1
37069AM	37069	SIDE GEAR (18T - 16 SPL)	2
27827	27827	THRUST WASHER	2
104139AM	104139	PINION GEAR (10T)	4
27810	27810	THRUST WASHER	4

Our No: 114470AM		OEM No: 114470	
Models: 21121/22121			
Our No.	OEM No.	Description	Qty
38289AM	38289	DIFF SPIDER	1
110527AM	110527	SIDE GEAR (18T - 41 SPL)	2
27827	27827	THRUST WASHER	2
104139AM	104139	PINION GEAR (10T)	4
27810	27810	THRUST WASHER	4

Our No:		OEM No: 121785	
Models: 23070S			
Our No.	OEM No.	Description	Qty
	210572	DIFF SPIDER	1
118959AM	118959	SIDE GEAR (18T - 36 SPL)	2
83726	83726	THRUST WASHER	2
108142AM	108142	PINION GEAR (10T)	4
108145	108145	THRUST WASHER	4

Our No:		OEM No: 102546	
Models: 23105S/30105S			
Our No.	OEM No.	Description	Qty
86778AM	86778	DIFF SPIDER	1
118959AM	118959	SIDE GEAR (18T - 36 SPL)	2
27274	27274	THRUST WASHER	2
86780AM	86780	PINION GEAR (10T)	4
86781	86781	THRUST WASHER	4

Our No:		OEM No: 114472	
Models: 23121/26121			
Our No.	OEM No.	Description	Qty
86778AM	86778	DIFF SPIDER	1
	93401	SIDE GEAR	2
27274	27274	THRUST WASHER	2
86780AM	86780	PINION GEAR (10T)	4
86781	86781	THRUST WASHER	4

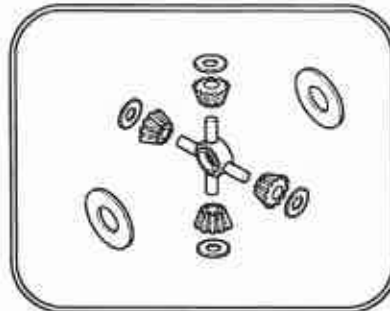


**REAR AXLE**  
**Single Reduction**

From 21121 →

Up to 30105S ←

**WHEEL DIFFERENTIAL KITS**



Our No: 118748AM		OEM No: 118748	
Models: 21121/22121			
Our No.	OEM No.	Description	Qty
38289AM	38289	DIFF SPIDER	1
27827	27827	THRUST WASHER	2
104139AM	104139	PINION GEAR (10T)	4
27810	27810	THRUST WASHER	4

Our No:		OEM No: 121786	
Models: 23070S			
Our No.	OEM No.	Description	Qty
	210572	DIFF SPIDER	1
83726	83726	THRUST WASHER	2
108142AM	108142	PINION GEAR (10T)	4
108145	108145	THRUST WASHER	4

Our No:		OEM No: 118749	
Models: 23105S/23121/26121/30105S			
Our No.	OEM No.	Description	Qty
86778AM	86778	DIFF SPIDER	1
27274	27274	THRUST WASHER	2
86780AM	86780	PINION GEAR (10T)	4
86781	86781	THRUST WASHER	4



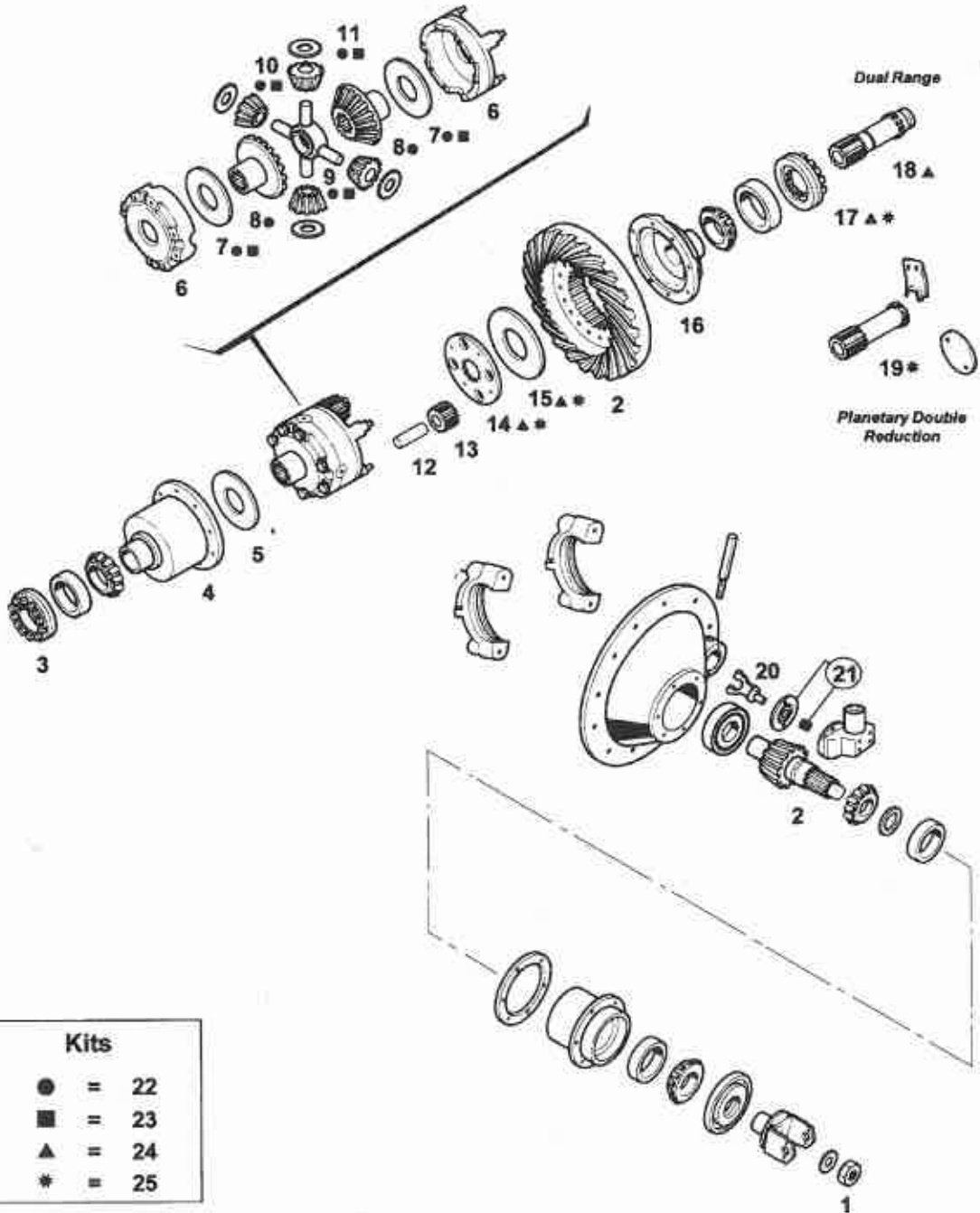
# REAR AXLE

## Double Reduction

From 15040T →

Up to 19321 ←

MODELS	
15040T / 15040P	18200-1 / 18220-1
15200-1 / 15300-1	18300-1 / 18320-1
16220-1 / 16320-1	19050T / 19050P
16244 / 16344	19055T / 19055P
17200-1 / 17220-1	19200-1 / 19300-1
17300-1 / 17320-1	19220-1 / 19320-1





# REAR AXLE Double Reduction

From 15040T →

Up to 19321 ←

Fig.	Our No.	OEM No.	Description	Note	15040T/15040P	15200-1/15300-1	16220-1/16320-1	16244/16344	17200-1/17220-1	17300-1/17320-1	18200-1/18220-1	18300-1/18320-1	19050T/19050P	19055T/19055P	19200-1/19300-1	19220-1/19320-1
1	210133	210133	NUT													
1	95203	95203	NUT													
1	95204	95204	NUT 1" 1/8-18 UNEF													
1	95206	95206	NUT 1" 1/2-18 UNEF	(1)												
1	95205	95205	NUT 1" 1/2-12 UNEF	(2)												
1	210089	210089	NUT	(*R*)												
1	95262	95262	NUT 1" 3/4-12 UN													
2		C&P	PAGE 28-29													
3		10524	DIFF BEARING ADJUSTER RH													
3	110243AM	110243	DIFF BEARING ADJUSTER RH													
3	27842AM	27842	DIFF BEARING ADJUSTER RH	(A)												
3	110243AM	110243	DIFF BEARING ADJUSTER RH	(B)												
3	21637AM	21637	DIFF BEARING ADJUSTER RH													
4	127834AM	127834	HALF SUPPORT CASE													
4	27860AM	27860	HALF SUPPORT CASE													
4	116568AM	116568	HALF SUPPORT CASE	(A)												
4		110148	HALF SUPPORT CASE	(B)(*R*)												
4	126009AM	126009	HALF SUPPORT CASE													
4		110148	HALF SUPPORT CASE	(*R*)												
4	21619AM	21619	HALF SUPPORT CASE													
5	127837	127837	THRUST WASHER													
5	18346	18346	THRUST WASHER													
5	27827	27827	THRUST WASHER													
5	126004	126004	THRUST WASHER													
5	18198	18198	THRUST WASHER													
6	52112AM	52112	WHEEL DIFF CASE KIT													
6	51559AM	51559	WHEEL DIFF CASE KIT													
6	101878AM	101878	WHEEL DIFF CASE KIT													
6	121807AM	121807	WHEEL DIFF CASE KIT													
6		52114	WHEEL DIFF CASE KIT													
7	127837	127837	THRUST WASHER													
7	18346	18346	THRUST WASHER													
7	27827	27827	THRUST WASHER													
7	126004	126004	THRUST WASHER													
7	18198	18198	THRUST WASHER													

- (A) TO BE USED TOGETHER
- (B) TO BE USED TOGETHER
- (1) FOR C&P RATIOS: FROM R3.55 TO R4.33
- (2) FOR C&P RATIOS: FROM R4.56 TO R7.17
- (\*) CONTAINING BEARING CONE 102660
- (\*\*) SEE PAGE 30-33 FOR THE BREAKDOWN OF THE COMPONENTS
- (\*R\*) SEE "ORIGINAL PART NUMBER REFERENCE" SECTION



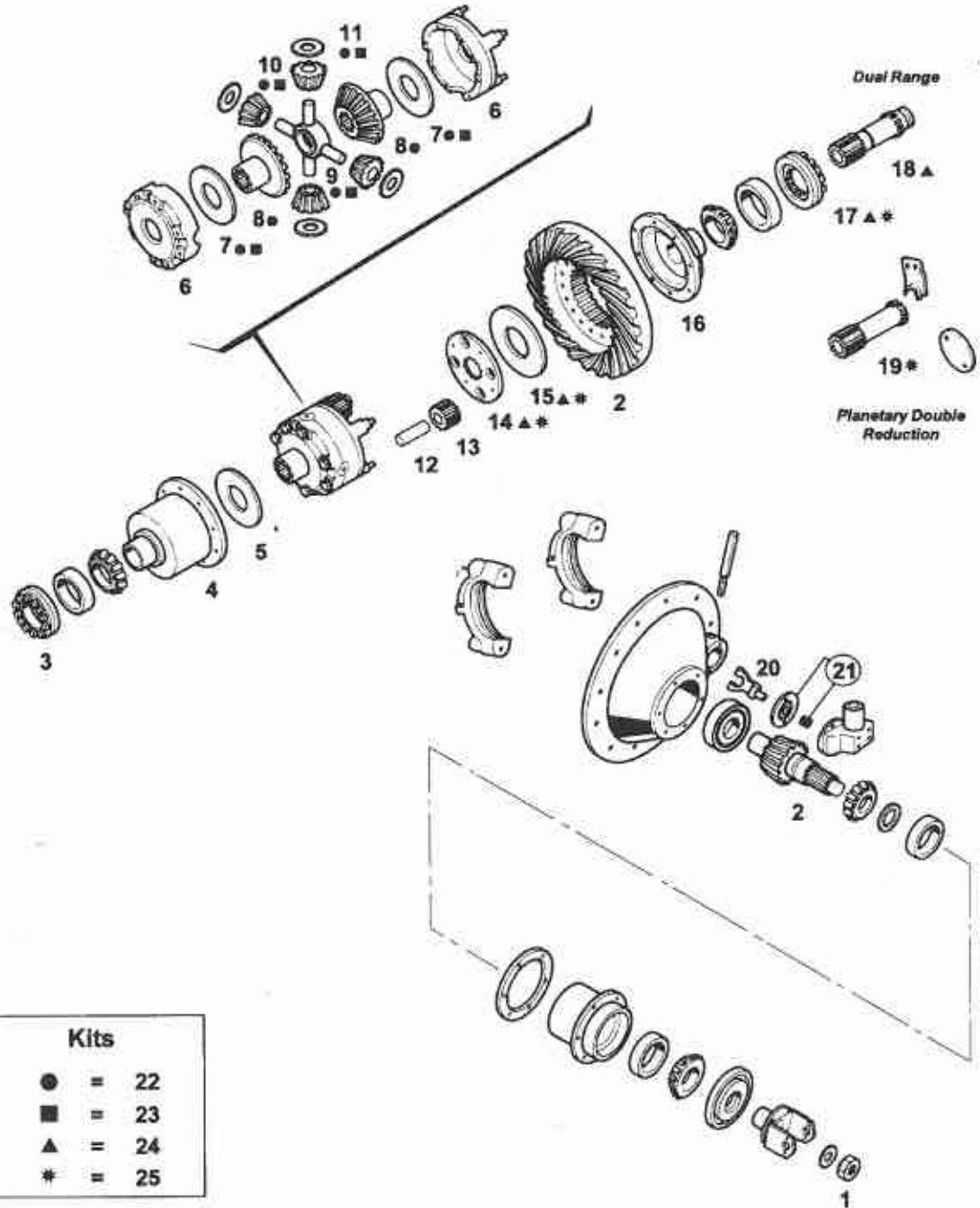
# REAR AXLE

## Double Reduction

From 15040T →

Up to 19321 ←

MODELS	
15040T / 15040P	18200-1 / 18220-1
15200-1 / 15300-1	18300-1 / 18320-1
16220-1 / 16320-1	19050T / 19050P
16244 / 16344	19055T / 19055P
17200-1 / 17220-1	19200-1 / 19300-1
17300-1 / 17320-1	19220-1 / 19320-1





# REAR AXLE

## Double Reduction

From 15040T →

Up to 19321 ←

Fig.	Our No.	OEM No.	Description	Note	15040T/15040P	15200-1/15300-1	16220-1/16320-1	16244/16344	17200-1/17220-1	17300-1/17320-1	18200-1/18220-1	18300-1/18320-1	19050T/19050P	19055T/19055P	19200-1/19300-1	19220-1/19320-1
8	110522AM	110522	SIDE GEAR 18T - 34 SPLINE	INV NEW												
8	69965AM	69965	SIDE GEAR 18T - 19 SPLINE	ANG OLD												
8	102511AM	102511	SIDE GEAR 18T - 19 SPLINE	ANG NEW												
8		70051	SIDE GEAR	ANG OLD												
8	102509AM	102509	SIDE GEAR 18T - 16 SPLINE	ANG NEW												
8	70061AM	70061	SIDE GEAR	STR OLD												
8	102510AM	102510	SIDE GEAR 18T - 16 SPLINE	STR NEW												
8	64939AM	64939	SIDE GEAR 18T - 16 SPLINE	ANG OLD ("R")												
8	102498AM	102498	SIDE GEAR 18T - 16 SPLINE	ANG NEW												
8	64944AM	64944	SIDE GEAR 18T - 16 SPLINE	STR OLD ("R")												
8	102497AM	102497	SIDE GEAR 18T - 16 SPLINE	STR NEW												
8	110524AM	110524	SIDE GEAR 18T - 36 SPLINE	INV NEW												
8	37072AM	37072	SIDE GEAR 18T - 16 SPLINE	STR												
8	110525AM	110525	SIDE GEAR 18T - 39 SPLINE	INV												
8	37069AM	37069	SIDE GEAR 18T - 16 SPLINE	STR												
8	110527AM	110527	SIDE GEAR 18T - 41 SPLINE	INV												
8	126000AM	126000	SIDE GEAR 18T - 36 SPLINE	INV												
8		73339	SIDE GEAR	STR												
8	73342AM	73342	SIDE GEAR 18T - 22 SPLINE	INV												
9	127836AM	127836	DIFF SPIDER													
9	25971AM	25971	DIFF SPIDER													
9	38289AM	38289	DIFF SPIDER													
9	126002AM	126002	DIFF SPIDER													
9	107371AM	107371	DIFF SPIDER													
10	69967AM	69967	PINION GEAR 10T	OLD												
10	102512AM	102512	PINION GEAR 10T	NEW												
10	64941AM	64941	PINION GEAR 10T	OLD												
10	102500AM	102500	PINION GEAR 10T	NEW												
10	104139AM	104139	PINION GEAR 10T													
10	126001AM	126001	PINION GEAR 10T													
10	73341AM	73341	PINION GEAR 10T													
11	25968	25968	THRUST WASHER													
11	64467	64467	THRUST WASHER													
11	27810	27810	THRUST WASHER													
11	126003	126003	THRUST WASHER													

- (A) TO BE USED TOGETHER
- (B) TO BE USED TOGETHER
- (1) FOR C&P RATIOS: FROM R3.55 TO R4.33
- (2) FOR C&P RATIOS: FROM R4.56 TO R7.17
- (\*) CONTAINING BEARING CONE 102660
- (\*\*) SEE PAGE 30-33 FOR THE BREAKDOWN OF THE COMPONENTS
- (" R ") SEE "ORIGINAL PART NUMBER REFERENCE" SECTION





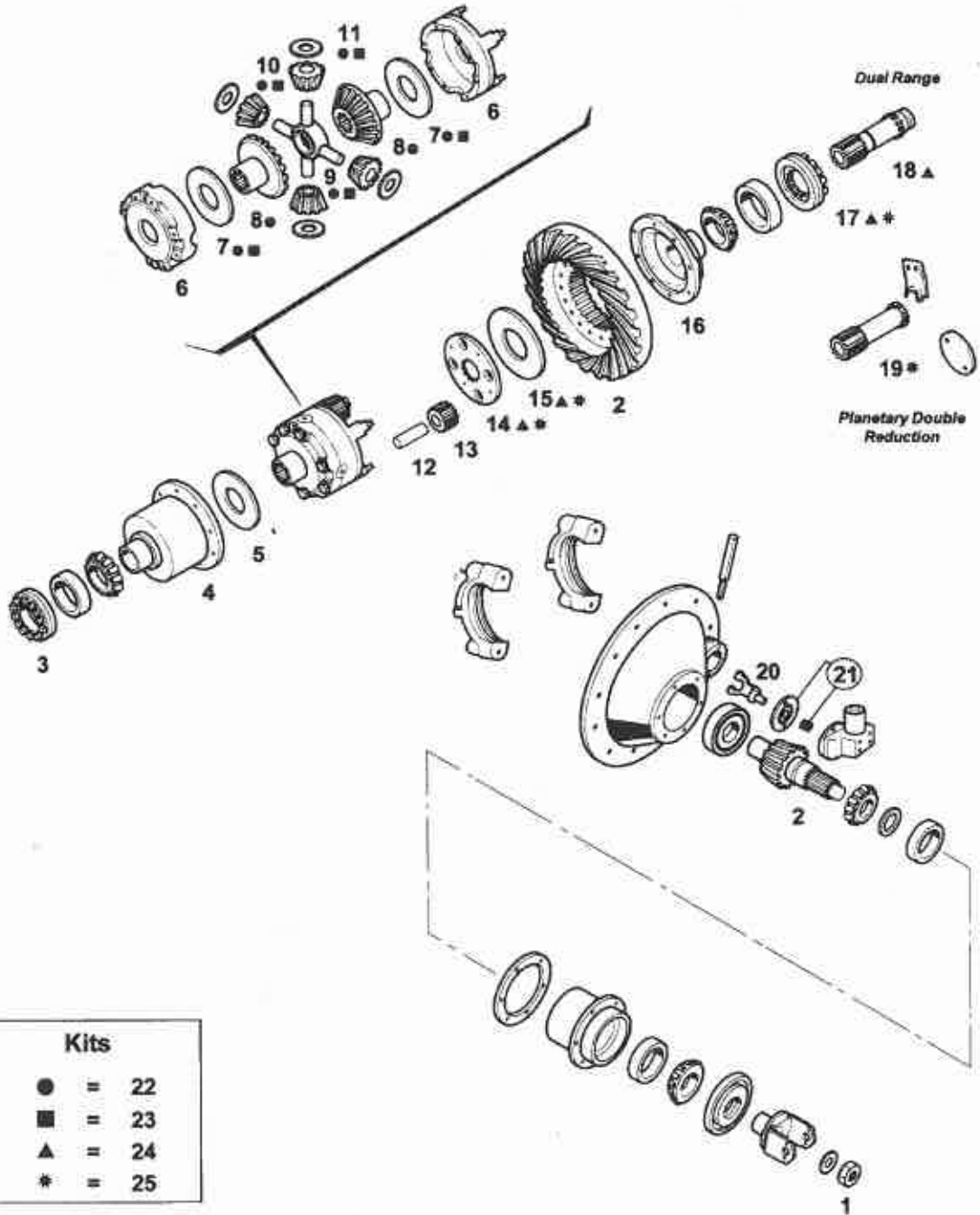
# REAR AXLE

## Double Reduction

From 15040T →

Up to 19321 ←

MODELS	
15040T / 15040P	18200-1 / 18220-1
15200-1 / 15300-1	18300-1 / 18320-1
16220-1 / 16320-1	19050T / 19050P
16244 / 16344	19055T / 19055P
17200-1 / 17220-1	19200-1 / 19300-1
17300-1 / 17320-1	19220-1 / 19320-1





# REAR AXLE

## Double Reduction

From 15040T →

Up to 19321 ←

Fig.	Our No.	OEM No.	Description	Note	15040T/15040P	15200-1/15300-1	16220-1/16320-1	16244/16344	17200-1/17220-1	17300-1/17320-1	18200-1/18220-1	18300-1/18320-1	19050T/19050P	19055T/19055P	19200-1/19300-1	19220-1/19320-1
11	18199	18199	THRUST WASHER													
12	20821AM	20821	IDLER PIN (BRONZE)	4 PCS												
12	20821AM	20821	IDLER PIN (BRASS)	4 PCS												
12	14935AM	14935	IDLER PIN (BRONZE)	4 PCS												
12	14935AM	14935	IDLER PIN (BRASS)	4 PCS												
12	27861AM	27861	IDLER PIN (BRONZE)	4 PCS												
12	27861AM	27861	IDLER PIN (BRASS)	4 PCS												
12	126008AM	126008	IDLER PIN (BRONZE)	4 PCS												
12	126008AM	126008	IDLER PIN (BRASS)	4 PCS												
12	27953AM	27953	IDLER PIN (BRONZE)	4 PCS												
12	27953AM	27953	IDLER PIN (BRASS)	4 PCS												
13	74057AM	74057	IDLER PINION 14T	4 PCS												
13	74057AM	27875	IDLER PINION 14T	4 PCS												
13	27835AM	27835	IDLER PINION 14T	4 PCS												
13	27952AM	27952	IDLER PINION 15T	4 PCS												
14	74056AM	74056	HIGH SPEED CLUTCH PLATE													
14	74023AM	74023	HIGH SPEED CLUTCH PLATE													
14	56931AM	56931	HIGH SPEED CLUTCH PLATE													
14	56928AM	56928	HIGH SPEED CLUTCH PLATE													
15	43268	43268	PRESSURE RING													
15	43269	43269	PRESSURE RING													
15	43270	43270	PRESSURE RING													
15	43271	43271	PRESSURE RING													
16	13385AM	13385	HALF SUPPORT CASE													
16	27859AM	27859	HALF SUPPORT CASE													
16	27838AM	27838	HALF SUPPORT CASE													
16	106471AM	106471	HALF SUPPORT CASE	(1)												
17	74055AM	74055	DIFF BEARING ADJUSTER LH													
17	74022AM	74022	DIFF BEARING ADJUSTER LH													
17	56932AM	56932	DIFF BEARING ADJUSTER LH													
17	126305AM	126305	DIFF BEARING ADJUSTER LH													
18	113599AM	113599	SLIDING CLUTCH GEAR 18T													
18	113629AM	113629	SLIDING CLUTCH GEAR 18T													
18	113596AM	113596	SLIDING CLUTCH GEAR 16T													
18	113593AM	113593	SLIDING CLUTCH GEAR 17T													

- (A) TO BE USED TOGETHER
- (B) TO BE USED TOGETHER
- (1) FOR C&P RATIOS: FROM R3.55 TO R4.33
- (2) FOR C&P RATIOS: FROM R4.56 TO R7.17
- (\*) CONTAINING BEARING CONE 102660
- (\*\*) SEE PAGE 30-33 FOR THE BREAKDOWN OF THE COMPONENTS
- (\* R \*) SEE "ORIGINAL PART NUMBER REFERENCE" SECTION



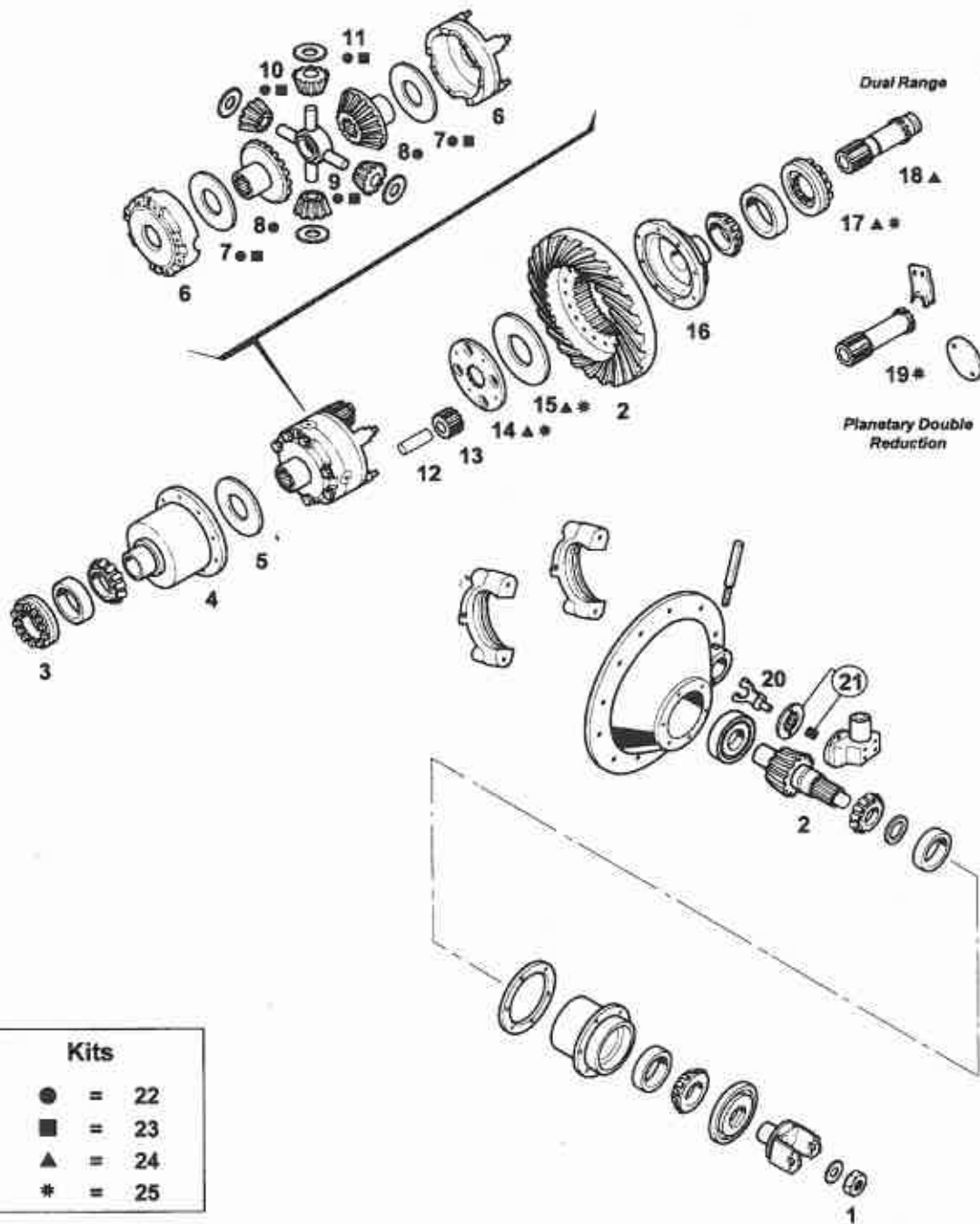
Allen Kirts

**REAR AXLE**  
**Double Reduction**

From 15040T →

Up to 19321 ←

MODELS	
15040T / 15040P	18200-1 / 18220-1
15200-1 / 15300-1	18300-1 / 18320-1
16220-1 / 16320-1	19050T / 19050P
16244 / 16344	19055T / 19055P
17200-1 / 17220-1	19200-1 / 19300-1
17300-1 / 17320-1	19220-1 / 19320-1



Kits	
●	= 22
■	= 23
▲	= 24
*	= 25



# REAR AXLE Double Reduction

From 15040T →

← Up to 19321

Fig.	Our No.	OEM No.	Description	Note	15040T/15040P	15200-1/15300-1	16220-1/16320-1	16244/16344	17200-1/17220-1	17300-1/17320-1	18200-1/18220-1	18300-1/18320-1	19050T/19050P	19055T/19055P	19200-1/19300-1	19220-1/19320-1
19		113601	SLIDING CLUTCH GEAR													
19		113631	SLIDING CLUTCH GEAR													
19	113598AM	113598	SLIDING CLUTCH GEAR 16T													
19		61057	SLIDING CLUTCH GEAR													
20		32326	FORK													
20	32425AM	32425	FORK													
20	32613AM	32613	FORK													
20		32679	FORK													
21	119855	119855	COVER													
22	114467AM	114467	DIFFERENTIAL GEAR KIT	(**) NEW												
22	102738AM	102738	DIFFERENTIAL GEAR KIT	(**) NEW												
22		102737	DIFFERENTIAL GEAR KIT	(**) NEW												
22		102736	DIFFERENTIAL GEAR KIT	(**) NEW												
22		102740	DIFFERENTIAL GEAR KIT	(**) NEW												
22	102739AM	102739	DIFFERENTIAL GEAR KIT	(**) NEW												
22		114242	DIFFERENTIAL GEAR KIT	(**) NEW ("R")												
22	98850AM	98850	DIFFERENTIAL GEAR KIT	(*)												
22	114469AM	114469	DIFFERENTIAL GEAR KIT	(*)												
22	85358AM	85358	DIFFERENTIAL GEAR KIT	(*)												
22	114470AM	114470	DIFFERENTIAL GEAR KIT	(*)												
22	121748AM	121748	DIFFERENTIAL GEAR KIT	(*)												
23	118746AM	118746	DIFFERENTIAL GEAR KIT	(**) NEW												
23	118747AM	118747	DIFFERENTIAL GEAR KIT	(**) NEW												
23	118748AM	118748	DIFFERENTIAL GEAR KIT	(*)												
23	121749AM	121749	DIFFERENTIAL GEAR KIT	(*)												
24	98089AM	98089	SLIDING CLUTCH KIT	(*)												
24	95371AM	95371	SLIDING CLUTCH KIT	(*)												
24	60608	60608	SLIDING CLUTCH KIT	(*)												
24	60609	60609	SLIDING CLUTCH KIT	(*)												
25		99552	SLIDING CLUTCH KIT	(*)												
25	62040AM	62040	SLIDING CLUTCH KIT	(*)												

- (A) TO BE USED TOGETHER
- (B) TO BE USED TOGETHER
- (1) FOR C&P RATIOS: FROM R3.55 TO R4.33
- (2) FOR C&P RATIOS: FROM R4.56 TO R7.17
- (\*) CONTAINING BEARING CONE 102660
- (\*\*) SEE PAGE 30-33 FOR THE BREAKDOWN OF THE COMPONENTS
- (" R ") SEE "ORIGINAL PART NUMBER REFERENCE" SECTION



# REAR AXLE Double Reduction

From 15040T →  
Up to 19321 ←

## CROWN AND PINION SETS

Models: 15040T/15040P				
Ratio	Our No.	Note	OEM No.	Description
4.56/6.34			122011	C & P (41/9)
5.14/7.16			121801	C & P (36/7)
5.57/4.75			121802	C & P (39/7)
5.86/8.15	121803AM		121803	C & P (41/7)
6.29/8.75			121804	C & P (44/7)

Models: 15200-1/15300-1 Gear: 14-1/4"				
Ratio	Our No.	Note	OEM No.	Description
4.56/6.34		(* R *)	98754	C & P (41/9)
5.14/7.16			98755	C & P (36/7)
5.57/7.75			110180	C & P (39/7)
5.86/8.15	113450AM	(* R *)	113450	C & P (41/7)
6.29/8.74	113451AM	(* R *)	113451	C & P (44/7)

Models: 16220-1/16320-1 Gear: 15"				
Ratio	Our No.	Note	OEM No.	Description
4.52/6.43			98739	C & P (37/8)
4.88/6.78			98740	C & P (39/8)
5.57/7.75	98741AM		98741	C & P (39/7)
6.14/8.55	98742AM		98742	C & P (43/7)
6.50/9.04	98743AM		98743	C & P (39/6)
7.17/9.97	98744AM		98744	C & P (43/6)
7.60/10.3			98745	C & P (38/5)

Models: 16244/16344 Gear: 15-1/2"				
Ratio	Our No.	Note	OEM No.	Description
4.11/5.72	107947AM		107947	C & P (37/9)
4.56/6.34	96797AM	(* R *)	96797	C & P (41/9)
4.88/6.78	96798AM		96798	C & P (39/8)
5.29/7.36	118928AM		118928	C & P (37/7)
5.57/7.75	96799AM		96799	C & P (39/7)
6.14/8.55	111395AM		111395	C & P (43/7)
6.57/9.14	113455AM		113455	C & P (46/7)
7.17/9.97	96802AM	(* R *)	96802	C & P (43/6)

Models: 17200-1/17300-1/18200-1/18300-1 Gear: 16"				
Ratio	Our No.	Note	OEM No.	Description
3.70/5.05	96833AM		96833	C & P (37/10)
4.11/5.61	96834AM	(* R *)	96834	C & P (37/9)
4.33/5.91	96835AM	(* R *)	96835	C & P (39/9)
4.56/6.21	96836AM	(* R *)	96836	C & P (41/9)
4.88/6.65	96837AM		96837	C & P (39/8)
5.29/7.21	96838AM		96838	C & P (37/7)
5.57/7.60	96839AM		96839	C & P (39/7)

Models: 17220-1/17320-1/18220-1/18320-1 Gear: 16-1/2"				
Ratio	Our No.	Note	OEM No.	Description
5.57/7.60	96840AM		96840	C & P (39/7)
6.14/8.38	96841AM		96841	C & P (43/7)
6.57/8.96	113467AM		113467	C & P (46/7)
7.17/9.77	96843AM		96843	C & P (43/6)

Models: 19050T/19050P Gear: 15-1/2"				
Ratio	Our No.	Note	OEM No.	Description
4.56/6.34	121545AM		121545	C & P (41/9)
4.88/6.78	121546AM		121546	C & P (39/8)
5.29/7.35	121547AM		121547	C & P (37/7)
5.57/7.75	121548AM		121548	C & P (39/7)
6.14/8.55	121549AM		121549	C & P (43/7)
6.50/9.04	207997AM		207997	C & P (39/6)
6.57/9.14	121550AM		121550	C & P (46/7)
7.17/9.97	121551AM		121551	C & P (43/6)

Models: 19055T/19055P				
Ratio	Our No.	Note	OEM No.	Description
3.90/5.32			121956	C & P (39/10)
4.11/5.61			121957	C & P (37/9)
4.33/5.91			121810	C & P (39/9)
4.63/6.31			122146	C & P (37/8)
4.88/6.65			121811	C & P (39/8)
5.29/7.21			121812	C & P (37/7)
5.57/7.60			121813	C & P (39/7)
6.17/8.41			121814	C & P (37/6)
6.50/8.86			121815	C & P (39/6)
7.17/9.77			121816	C & P (43/6)

(\* R \*) SEE "ORIGINAL PART NUMBER REFERENCE" SECTION



# REAR AXLE Double Reduction

From 15040T →

Up to 19321 ←

## CROWN AND PINION SETS

Models: 19200-1/19300-1 Gear: 17"				
Ratio	Our No.	Note	OEM No.	Description
4.33/5.90			98683	C & P (39/9)
4.88/6.64	98684AM		98684	C & P (39/8)
5.43/7.39			98685	C & P (38/7)
6.14/8.36	98686AM		98688	C & P (43/7)
6.71/9.14			98687	C & P (47/7)

Models: 19220-1/19320-1 Gear: 18"				
Ratio	Our No.	Note	OEM No.	Description
3.70/5.04	98107AM	(* R *)	98107	C & P (37/10)
4.11/5.60	98108AM	(* R *)	98108	C & P (37/9)
4.33/5.90	98109AM	(* R *)	98109	C & P (39/9)
4.56/6.21	98110AM	(* R *)	98110	C & P (41/9)
4.88/6.64	98111AM	(* R *)	98111	C & P (39/8)
5.43/7.39	98112AM	(* R *)	98112	C & P (38/7)
6.17/8.40	98113AM	(* R *)	98113	C & P (37/6)
6.67/9.08	98114AM	(* R *)	98114	C & P (40/6)

Models: 3802/13802 Gear: 13-3/4"				
Ratio	Our No.	Note	OEM No.	Description
4.50/6.25			92269	C & P
5.14/7.14	110373AM		110373	C & P (36/7)
5.83/8.11			99495	C & P (35/5)
6.33/8.81	99496AM		99496	C & P (38/6)

Note: The items relevant to 3808 & 13802 axles are not illustrated in this catalog.

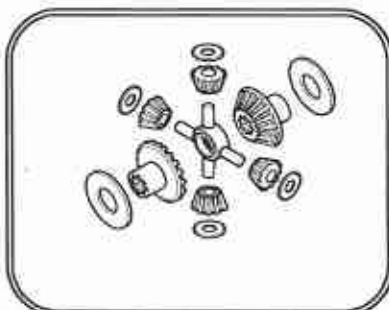
(\* R \*) SEE "ORIGINAL PART NUMBER REFERENCE" SECTION



**REAR AXLE**  
**Double Reduction**

From 15040T →  
Up to 19321 ←

**WHEEL DIFFERENTIAL KITS**



Our No: 114467AM		OEM No: 114467	
Models: 15040T/15040P/15200-1/15300-1 (New Type)			
Our No.	OEM No.	Description	Qty
127836AM	127836	DIFF SPIDER	1
110522AM	110522	SIDE GEAR (18T - 34 SPL)	2
127837	127837	THRUST WASHER	2
102512AM	102512	PINION GEAR (10T)	4
25968	25968	THRUST WASHER	4

Our No: 102738AM		OEM No: 102738	
Models: 15200-1/15300-1 (New Type)			
Our No.	OEM No.	Description	Qty
127836AM	127836	DIFF SPIDER	1
102511AM	102511	SIDE GEAR (18T - 19 SPL)	2
127837	127837	THRUST WASHER	2
102512AM	102512	PINION GEAR (10T)	4
25968	25968	THRUST WASHER	4

Our No:		OEM No: 102737	
Models: 15200-1/15300-1 (New Type)			
Our No.	OEM No.	Description	Qty
127836AM	127836	DIFF SPIDER	1
102509AM	102509	SIDE GEAR (18T - 16 SPL)	2
127837	127837	THRUST WASHER	2
102512AM	102512	PINION GEAR (10T)	4
25968	25968	THRUST WASHER	4

Our No:		OEM No: 102736	
Models: 15200-1/15300-1 (New Type)			
Our No.	OEM No.	Description	Qty
127836AM	127836	DIFF SPIDER	1
102510AM	102510	SIDE GEAR (18T - 16 SPL)	2
127837	127837	THRUST WASHER	2
102512AM	102512	PINION GEAR (10T)	4
25968	25968	THRUST WASHER	4

Our No:		OEM No: 102740	
Models: 16244-16344 (New Type)			
Our No.	OEM No.	Description	Qty
25971AM	25971	DIFF SPIDER	1
102498AM	102498	SIDE GEAR (18T - 16 SPL)	2
18346	18346	THRUST WASHER	2
102500AM	102500	PINION GEAR (10T)	4
64467	64467	THRUST WASHER	4

Our No:		OEM No: 102739	
Models: 16244-16344 (New Type)			
Our No.	OEM No.	Description	Qty
25971AM	25971	DIFF SPIDER	1
102497AM	102497	SIDE GEAR (18T - 16 SPL)	2
18346	18346	THRUST WASHER	2
102500AM	102500	PINION GEAR (10T)	4
64467	64467	THRUST WASHER	4




# REAR AXLE Double Reduction

From 15040T →

Up to 19321 ←

## WHEEL DIFFERENTIAL KITS



Our No: 219725AM (* R *)		OEM No: 114242	
Models: 16244/16344 (New Type)			
Our No.	OEM No.	Description	Qty
25971AM	25971	DIFF SPIDER	1
110524AM	110524	SIDE GEAR (18T - 36 SPL)	2
18346	18346	THRUST WASHER	2
102500AM	102500	PINION GEAR (10T)	4
64467	64467	THRUST WASHER	4

Our No: 98850AM		OEM No: 98850	
Models: 17200-1/17220-1/17300-1/17320-1			
Our No.	OEM No.	Description	Qty
38289AM	38289	DIFF SPIDER	1
37072AM	37072	SIDE GEAR (18T - 16 SPL)	2
27827	27827	THRUST WASHER	2
104139AM	104139	PINION GEAR (10T)	4
27810	27810	THRUST WASHER	4

Our No: 114469AM		OEM No: 114469	
Models: 17200-1/17220-1/17300-1/17320-1/19055T/19055P			
Our No.	OEM No.	Description	Qty
38289AM	38289	DIFF SPIDER	1
110525AM	110525	SIDE GEAR (18T - 39 SPL)	2
27827	27827	THRUST WASHER	2
104139AM	104139	PINION GEAR (10T)	4
27810	27810	THRUST WASHER	4

Our No: 85358AM		OEM No: 85358	
Models: 18200-1/18220-1/18300-1/18320-1			
Our No.	OEM No.	Description	Qty
38289AM	38289	DIFF SPIDER	1
37069AM	37069	SIDE GEAR (18T - 16 SPL)	2
27827	27827	THRUST WASHER	2
104139AM	104139	PINION GEAR (10T)	4
27810	27810	THRUST WASHER	4

Our No: 114470AM		OEM No: 114470	
Models: 18200-1/18220-1/18300-1/18320-1			
Our No.	OEM No.	Description	Qty
38289AM	38289	DIFF SPIDER	1
110527AM	110527	SIDE GEAR (18T - 41 SPL)	2
27827	27827	THRUST WASHER	2
104139AM	104139	PINION GEAR (10T)	4
27810	27810	THRUST WASHER	4

Our No: 121748AM		OEM No: 121748	
Models: 19050T/19050P			
Our No.	OEM No.	Description	Qty
126002AM	126002	DIFF SPIDER	1
126000AM	126000	SIDE GEAR (18T - 36 SPL)	2
126004	126004	THRUST WASHER	2
126001AM	126001	PINION GEAR (10T)	4
123003	126003	THRUST WASHER	4

(\* R \*) SEE "ORIGINAL PART NUMBER REFERENCE" SECTION

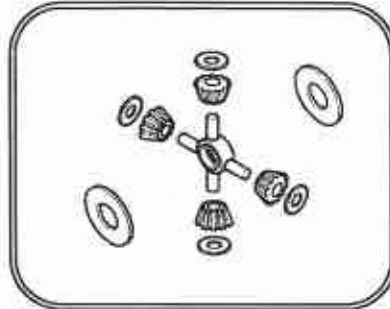




**REAR AXLE**  
**Double Reduction**

From 15040T →  
 Up to 19321 ←

**WHEEL DIFFERENTIAL KITS**



Our No: 118746AM		OEM No: 118746	
Models: 15040T/15040P/15200-1/15300-1 (New Type)			
Our No.	OEM No.	Description	Qty
127836AM	127836	DIFF SPIDER	1
127837	127837	THRUST WASHER	2
102512AM	102512	PINION GEAR (10T)	4
25968	25968	THRUST WASHER	4

Our No: 118747AM		OEM No: 118747	
Models: 16244/16344 (New Type)			
Our No.	OEM No.	Description	Qty
25971AM	25971	DIFF SPIDER	1
18346	18346	THRUST WASHER	2
102500AM	102500	PINION GEAR (10T)	4
64467	64467	THRUST WASHER	4

Our No: 118748AM		OEM No: 118748	
Models: 17200-1/17220-1/17300-1/17320-1/18200-1/ 18220-1/18300-1/18320-1/19055T/19055P			
Our No.	OEM No.	Description	Qty
38289AM	38289	DIFF SPIDER	1
27827	27827	THRUST WASHER	2
104139AM	104139	PINION GEAR (10T)	4
27810	27810	THRUST WASHER	4

Our No:		OEM No: 118749	
Models: 19050T/19050P			
Our No.	OEM No.	Description	Qty
126002AM	126002	DIFF SPIDER	1
126004	126004	THRUST WASHER	2
126001AM	126001	PINION GEAR (10T)	4
126003	126003	THRUST WASHER	4

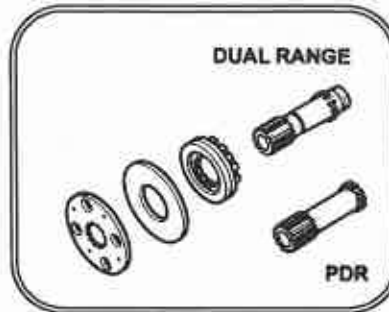


# REAR AXLE Double Reduction

From 15040T →

Up to 19321 ←

## SLIDING CLUTCH SERVICE KITS



DUAL RANGE

Our No: 98089AM		OEM No: 98089	
Models: 15040T/15040P/15200-1/15300-1			
Our No.	OEM No.	Description	Qty
113599AM	113599	SLD CLUTCH GEAR 18T	1
74055AM	74055	DIFF BRG ADJUSTER LH	1
43268	43268	PRESSURE RING	1
74056AM	74056	HIGH SPEED CLUTCH PL	1

Our No: 95371AM		OEM No: 95371	
Models: 16220-1/16320-1/16244/16344/19050T/19050P			
Our No.	OEM No.	Description	Qty
113629AM	113629	SLD CLUTCH GEAR 18T	1
74022AM	74022	DIFF BRG ADJUSTER LH	1
43269	43269	PRESSURE RING	1
74023AM	74023	HIGH SPEED CLUTCH PL	1

DUAL RANGE

Our No: 60608AM		OEM No: 60608	
Models: 17200-1/17220-1/17300-1/17320-1/18200-1/18220-1/18300-1/18320-1/19055T/19055P			
Our No.	OEM No.	Description	Qty
113596AM	113596	SLD CLUTCH GEAR 16T	1
56932AM	56932	DIFF BRG ADJUSTER LH	1
43270	43270	PRESSURE RING	1
56931AM	56931	HIGH SPEED CLUTCH PL	1

Our No: 60609AM		OEM No: 60609	
Models: 19200-1/19300-1/19220-1/19320-1			
Our No.	OEM No.	Description	Qty
113593AM	113593	SLD CLUTCH GEAR 17T	1
126305AM	126305	DIFF BRG ADJUSTER LH	1
43271	43271	PRESSURE RING	1
56928AM	56928	HIGH SPEED CLUTCH PL	1

PDR

Our No:		OEM No: 99552	
Models: 16220-1/16320-1/16244/16344/19050T/19050P			
Our No.	OEM No.	Description	Qty
	113631	SLD CLUTCH GEAR	1
74022AM	74022	DIFF BRG ADJUSTER LH	1
43269	43269	PRESSURE RING	1
74023AM	74023	HIGH SPEED CLUTCH PL	1

Our No: 62040AM		OEM No: 62040	
Models: 17200-1/17220-1/17300-1/17320-1/18200-1/18220-1/18300-1/18320-1/19055T/19055P			
Our No.	OEM No.	Description	Qty
113598AM	113598	SLD CLUTCH GEAR 16T	1
56932AM	56932	DIFF BRG ADJUSTER LH	1
43270	43270	PRESSURE RING	1
56931AM	56931	HIGH SPEED CLUTCH PL	1



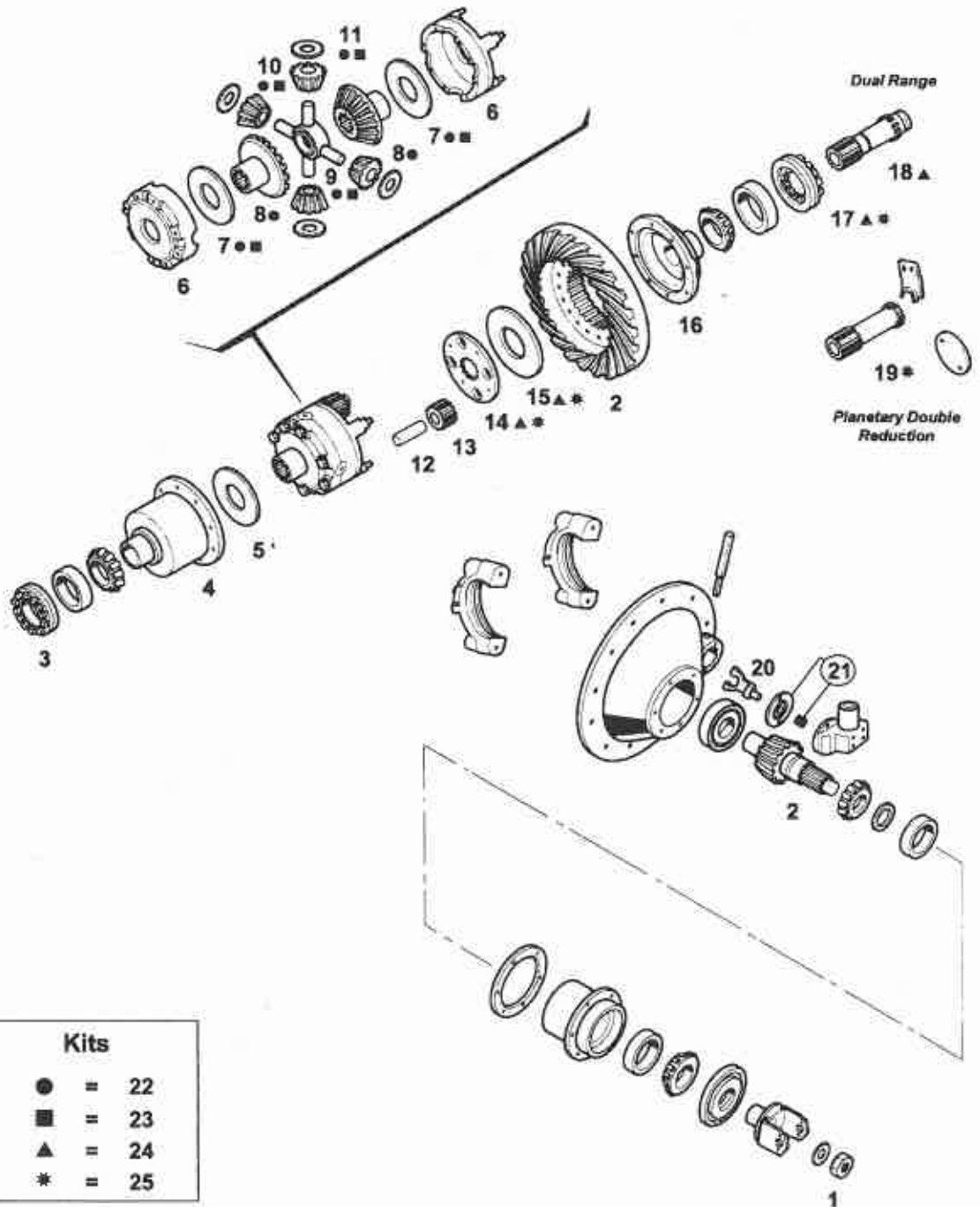
# REAR AXLE

## Double Reduction

From 19327 →

Up to 26085P ←

MODELS	
19327	22221 / 22321
20200 / 20300	23070T / 23070P
20220 / 20320	23080T / 23080P
21065T / 21065P	23220-1 / 23320-1
21221 / 21321	23327
22065T / 22065P	26085T / 26085P





# REAR AXLE

## Double Reduction

From 19327 →  
Up to 26085P ←

Fig.	Our No.	OEM No.	Description	Note	19327	20200/20300	20220/20320	21065T/21065P	21221/21321	22065T/22065P	22221/22321	23070T/23070P	23080T/23080P	23220-1/23320-1	23327	26085T/26085P
1	95262	95262	NUT 1" 3/4"-12 UN													
1	210089	210089	NUT	(*R*)												
1	95206	95206	NUT 1" 1/2-18 UNEF	(1)												
1	95205	95205	NUT 1" 1/2-12 UNEF	(2)												
1	95206	95206	NUT 1" 1/2-18 UNEF													
1	210508	210508	NUT M42X1.5													
2		C&P	PAGE 40-41													
3	21637AM	21637	DIFF BEARING ADJUSTER RH													
3	110243AM	110243	DIFF BEARING ADJUSTER RH													
4		83729	HALF SUPPORT CASE													
4	21619AM	21619	HALF SUPPORT CASE													
4		110148	HALF SUPPORT CASE	(*R*)												
4	108138AM	108138	HALF SUPPORT CASE													
5	83726	83726	THRUST WASHER													
5	18198	18198	THRUST WASHER													
5	27827	27827	THRUST WASHER													
6		52114	WHEEL DIFF CASE KIT													
6	101878AM	101878	WHEEL DIFF CASE KIT													
6	98584AM	98584	WHEEL DIFF CASE KIT													
6		109270	WHEEL DIFF CASE KIT													
7	83726	83726	THRUST WASHER													
7	18198	18198	THRUST WASHER													
7	27827	27827	THRUST WASHER													
8		83725	SIDE GEAR													
8		73339	SIDE GEAR	STR												
8	73342AM	73342	SIDE GEAR 18T - 22 SPL	INV												
8	110527AM	110527	SIDE GEAR 18T - 41 SPL	INV												
8	85486AM	85486	SIDE GEAR 18T - 33 SPL	INV												
8	118959AM	118959	SIDE GEAR 18T - 36 SPL	INV												
8	98257AM	98257	SIDE GEAR 16T - 22 SPL	INV												
8	110528AM	110528	SIDE GEAR 16T - 36 SPL	INV												
8		96899	SIDE GEAR													
9	107371AM	107371	DIFF SPIDER													
9	38289AM	38289	DIFF SPIDER													
9	108141AM	108141	DIFF SPIDER													

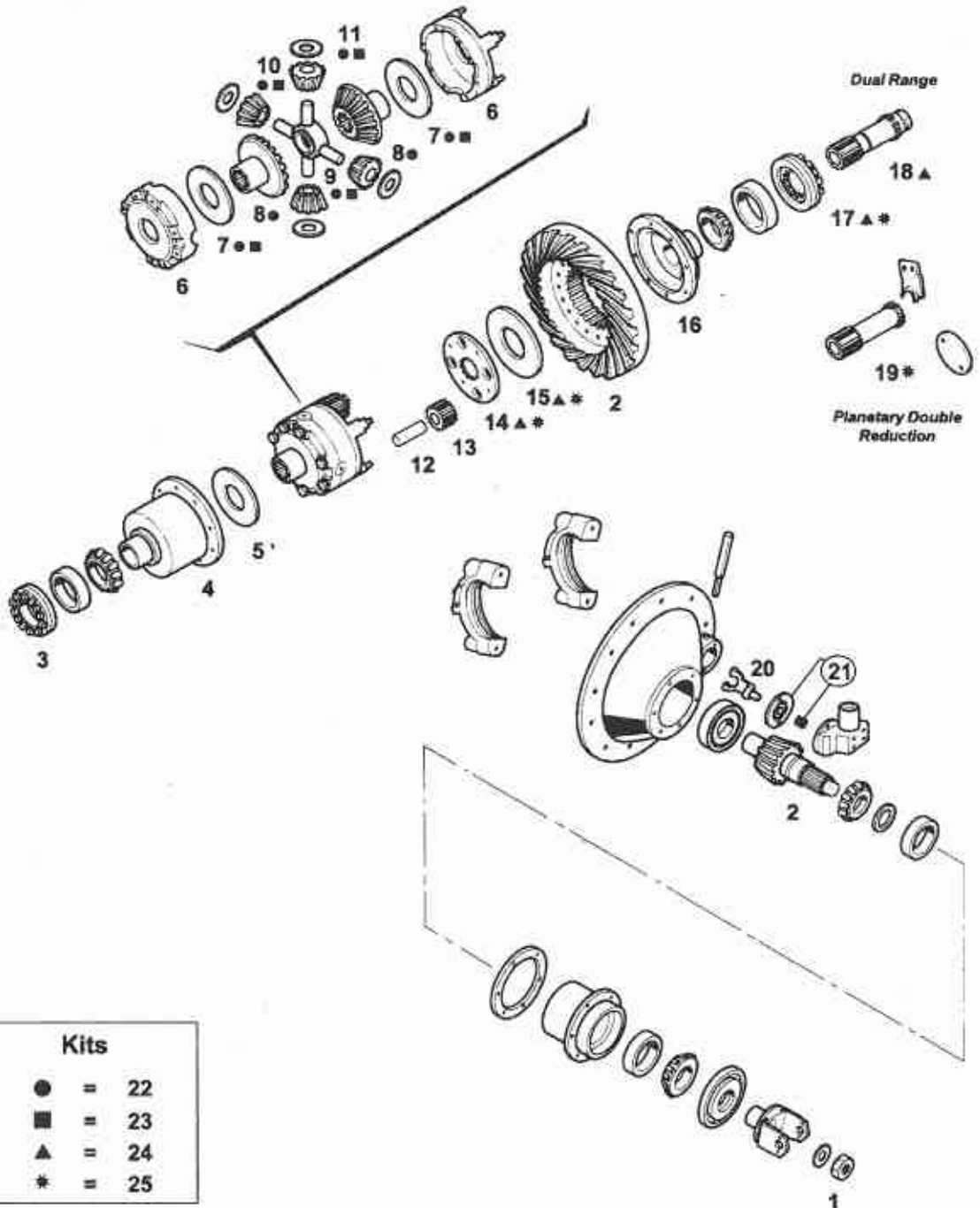
- (3) FOR C&P RATIOS: FROM R3.55 TO R4.33
- (4) FOR C&P RATIOS: FROM R4.56 TO R7.17
- (5) WITH 59MM INTERNAL HOLE - TO BE USED WITH FORK NO. 32679
- (6) WITH 65MM INTERNAL HOLE - TO BE USED WITH FORK NO. 84508
- (\*) CONTAINING BEARING CONE 102660
- (\*\*) SEE PAGE 42-43 FOR THE BREAKDOWN OF THE COMPONENTS
- (\*R\*) SEE "ORIGINAL PART NUMBER REFERENCE" SECTION



# REAR AXLE Double Reduction

From 19327 →  
Up to 26085P ←

MODELS	
19327	22221 / 22321
20200 / 20300	23070T / 23070P
20220 / 20320	23080T / 23080P
21065T / 21065P	23220-1 / 23320-1
21221 / 21321	23327
22065T / 22065P	26085T / 26085P





# REAR AXLE Double Reduction

From 19327 →  
Up to 26085P ←

Fig.	Our No.	OEM No.	Description	Note	19327	20200/20300	20220/20320	21065T/21065P	21221/21321	22065T/22065P	22221/22321	23070T/23070P	23080T/23080P	23220-1/23320-1	23327	26085T/26085P
10	73341AM	73341	PINION GEAR 10T													
10	104139AM	104139	PINION GEAR 10T													
10	96900AM	96900	PINION GEAR 9T													
10	108142AM	108142	PINION GEAR 10T													
11	18199	18199	THRUST WASHER													
11	27810	27810	THRUST WASHER													
11	108145	108145	THRUST WASHER													
12	27953AM	27953	IDLER PIN (BRONZE)	4 PCS												
12	27953AM	27953	IDLER PIN (BRASS)	4 PCS												
12	27861AM	27861	IDLER PIN (BRONZE)	4 PCS												
12	27861AM	27861	IDLER PIN (BRASS)	4 PCS												
12	126302AM	126302	IDLER PIN (BRONZE)	4 PCS												
12	126302AM	126302	IDLER PIN (BRASS)	4 PCS												
13	27952	27952	IDLER PINION 15T	4 PCS												
13	27835AM	27835	IDLER PINION 14T	4 PCS												
13	126306AM	126306	IDLER PINION 15T	4 PCS												
14	56928AM	56928	HIGH SPEED CLUTCH PLATE													
14	56931AM	56931	HIGH SPEED CLUTCH PLATE													
14		126307	HIGH SPEED CLUTCH PLATE													
15	43271	43271	PRESSURE RING													
15	43270	43270	PRESSURE RING													
16	106471AM	106471	HALF SUPPORT CASE	(1)												
16	27838AM	27838	HALF SUPPORT CASE													
16	126301AM	126301	HALF SUPPORT CASE													
16		103537	HALF SUPPORT CASE	(* R *)												
17	126305AM	126305	DIFF BEARING ADJUSTER LH													
17	56932AM	56932	DIFF BEARING ADJUSTER LH													
18	113593AM	113593	SLIDING CLUTCH GEAR 17T													
18	113593AM	113593	SLIDING CLUTCH GEAR 17T													
18	113594AM	113594	SLIDING CLUTCH GEAR 17T													
18	113596AM	113596	SLIDING CLUTCH GEAR 16T													
18	126255AM	126255	SLIDING CLUTCH GEAR 17T													
19	113595AM	113595	SLIDING CLUTCH GEAR													
19		61057	SLIDING CLUTCH GEAR													
19	113598AM	113598	SLIDING CLUTCH GEAR 16T													

- (1) FOR C&P RATIOS: FROM R3.55 TO R4.33
- (2) FOR C&P RATIOS: FROM R4.56 TO R7.17
- (3) WITH 59MM INTERNAL HOLE - TO BE USED WITH FORK NO. 32679
- (4) WITH 65MM INTERNAL HOLE - TO BE USED WITH FORK NO. 84508
- (\*) CONTAINING BEARING CONE 102660
- (\*\*) SEE PAGE 42-43 FOR THE BREAKDOWN OF THE COMPONENTS
- (\* R \*) SEE "ORIGINAL PART NUMBER REFERENCE" SECTION



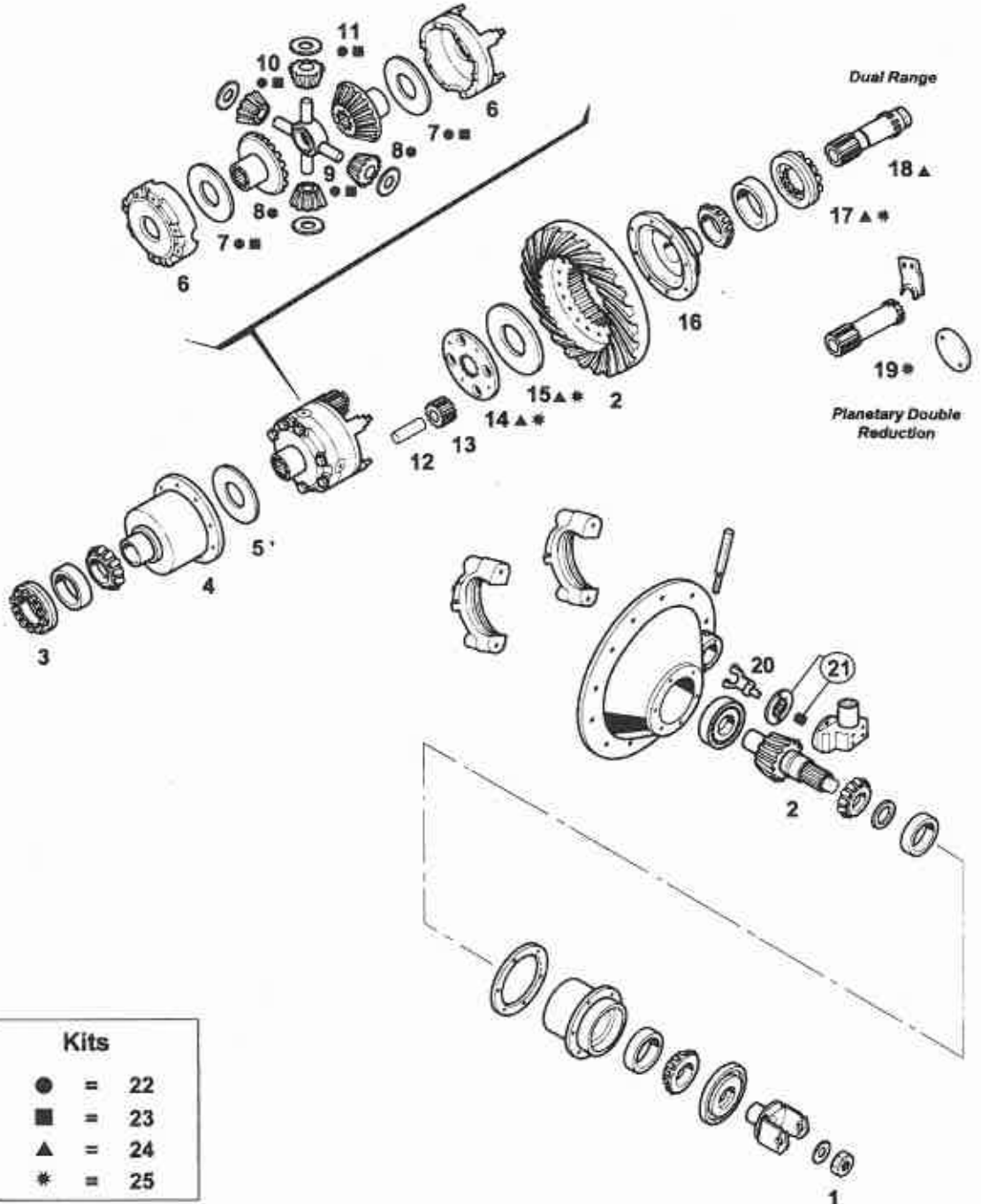
# REAR AXLE

## Double Reduction

From 19327 →

Up to 26085P ←

MODELS	
19327	22221 / 22321
20200 / 20300	23070T / 23070P
20220 / 20320	23080T / 23080P
21065T / 21065P	23220-1 / 23320-1
21221 / 21321	23327
22065T / 22065P	26085T / 26085P





# REAR AXLE

## Double Reduction

From 19327 →

← Up to 26085P

Fig.	Our No.	OEM No.	Description	Note	19327	20200/20300	20220/20320	21065T/21065P	21221/21321	22065T/22065P	22221/22321	23070T/23070P	23080T/23080P	23220-1/23320-1	23327	26085T/26085P
19		119902	SLIDING CLUTCH GEAR													
20		32679	FORK													
20	32613AM	32613	FORK													
20		84508	FORK													
21	119855	119855	COVER													
22	114470AM	114470	DIFFERENTIAL GEAR KIT	(*)												
22	98853AM	98853	DIFFERENTIAL GEAR KIT	(*)												
22	98581AM	98581	DIFFERENTIAL GEAR KIT	(*)												
22	114474AM	114474	DIFFERENTIAL GEAR KIT	(*)												
23	118748AM	118748	DIFFERENTIAL GEAR KIT	(*)												
23	118750AM	118750	DIFFERENTIAL GEAR KIT	(*)												
24	60609	60609	SLIDING CLUTCH KIT	(*)												
24	60608AM	60608	SLIDING CLUTCH KIT	(*)												
24	118136AM	118136	SLIDING CLUTCH KIT	(*)												
25	62041	62041	SLIDING CLUTCH KIT	(*)												
25	62040AM	62040	SLIDING CLUTCH KIT	(*)												

- (1) FOR C&P RATIOS: FROM R3.55 TO R4.33
- (2) FOR C&P RATIOS: FROM R4.56 TO R7.17
- (3) WITH 59MM INTERNAL HOLE - TO BE USED WITH FORK NO. 32679
- (4) WITH 65MM INTERNAL HOLE - TO BE USED WITH FORK NO. 84508
- (\*) CONTAINING BEARING CONE 102660
- (\*\*) SEE PAGE 42-43 FOR THE BREAKDOWN OF THE COMPONENTS
- (\* R \*) SEE "ORIGINAL PART NUMBER REFERENCE" SECTION





# REAR AXLE Double Reduction

From 19327 →  
Up to 26085P ←

## CROWN AND PINION SETS

Models: 19237/20220/20320/23220-1/23320-1/23327 Gear: 18"				
Ratio	Our No.	Note	OEM No.	Description
3.70/5.04	98107AM	(* R *)	98107	C & P (37/10)
4.11/5.60	98108AM	(* R *)	98108	C & P (37/9)
4.33/5.90	98109AM	(* R *)	98109	C & P (39/9)
4.56/6.21	98110AM	(* R *)	98110	C & P (41/9)
4.88/6.64	98111AM	(* R *)	98111	C & P (39/8)
5.43/7.39	98112AM	(* R *)	98112	C & P (38/7)
6.17/8.40	98113AM	(* R *)	98113	C & P (37/6)
6.67/9.08	98114AM	(* R *)	98114	C & P (40/6)

Models: 20200/20300 Gear: 17"				
Ratio	Our No.	Note	OEM No.	Description
4.33/5.90			98683	C & P (39/9)
4.88/6.64	98684AM		98684	C & P (39/8)
5.43/7.39			98685	C & P (38/7)
6.14/8.36	98686AM		98686	C & P (43/7)
6.71/9.14			98687	C & P (47/7)

Models: 21065T/21065P/22065T/22065P				
Ratio	Our No.	Note	OEM No.	Description
3.90/5.32			121956	C & P (39/10)
4.11/5.61			121957	C & P (37/9)
4.33/5.91			121810	C & P (39/9)
4.63/6.31			122146	C & P (37/8)
4.88/6.65			121811	C & P (39/8)
5.29/7.21			121812	C & P (37/7)
5.57/7.60			121813	C & P (39/7)
6.17/8.41			121814	C & P (37/6)
6.50/8.86			121815	C & P (39/6)
7.17/9.77			121816	C & P (43/6)

Models: 21221/21321 Gear: 16" (3.36 to 3.70), 16-1/2" (Over 3.70 ratio)				
Ratio	Our No.	Note	OEM No.	Description
3.55/4.84	219009AM		219009	C & P (39/11)
3.70/5.05	111514AM	(* R *)	111514	C & P (37/10)
3.90/5.31			111526	C & P (39/10)
4.11/5.61	111515AM	(* R *)	111515	C & P (37/9)
4.33/5.91	111516AM		111516	C & P (39/9)
4.56/6.21	111517AM	(* R *)	111517	C & P (41/9)
4.88/6.65	111518AM		111518	C & P (39/8)
5.29/7.21	111519AM		111519	C & P (37/7)
5.57/7.60			111520	C & P (39/7)
6.14/8.38			111521	C & P (43/7)
6.50/8.86		(* R *)	111522	C & P (39/6)
7.17/9.77		(* R *)	111523	C & P (43/6)

Models: 22221/22321 Gear: 17"				
Ratio	Our No.	Note	OEM No.	Description
3.90/5.32			107557	C & P (39/10)
4.11/5.61			107558	C & P (37/9)
4.33/5.91			107559	C & P (39/9)
4.62/6.31		(* R *)	107560	C & P (37/8)
4.88/6.65			107561	C & P (39/8)
5.29/7.21			107562	C & P (37/7)
5.57/7.60	107563AM	(* R *)	107563	C & P (39/7)
6.17/8.40			107564	C & P (37/6)
6.50/8.86		(* R *)	107565	C & P (39/6)
7.17/9.77	107566AM	(* R *)	107566	C & P (43/6)

Models: 23070T/23070P Gear: 17"				
Ratio	Our No.	Note	OEM No.	Description
3.90/5.32			121820	C & P (39/10)
4.11/5.61			122015	C & P (37/9)
4.33/5.91			121821	C & P (39/9)
4.63/6.31			121933	C & P (37/8)
4.88/6.65			121822	C & P (39/8)
5.29/7.21			121823	C & P (37/7)
5.57/7.60			121824	C & P (39/7)
6.17/8.41			121825	C & P (37/6)

(\* R \*) SEE "ORIGINAL PART NUMBER REFERENCE" SECTION



# REAR AXLE

## Double Reduction

From 19327 →

Up to 26085P ←

### CROWN AND PINION SETS

Models: 23080T/23080P Gear: 18"				
Ratio	Our No.	Note	OEM No.	Description
3.70/5.04	122394AM		122394	C & P (37/10)
3.90/5.32	124445AM		124445	C & P (39/10)
4.11/5.61	122395AM		122395	C & P (37/9)
4.33/5.91	122396AM		122396	C & P (39/9)
4.56/6.20	122397AM		122397	C & P (41/9)
4.88/6.65	122398AM		122398	C & P (39/8)
5.43/7.39	122399AM		122399	C & P (38/7)
6.17/8.41	122400AM		122400	C & P (37/6)
6.67/9.08			123157	C & P (40/6)

Models: 26085T/26085P				
Ratio	Our No.	Note	OEM No.	Description
4.11/5.61	122045AM		122045	C & P (37/9)
4.33/5.91	121829AM		121829	C & P (39/9)
4.56/6.20			219892	C & P (41/9)
4.88/6.65	121830AM		121830	C & P (39/8)
5.43/7.39	121831AM		121831	C & P (38/7)
6.17/8.41	121832AM		121832	C & P (37/6)
6.67/9.08			121833	C & P (40/6)

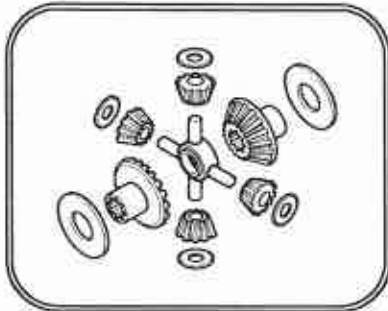
(\* R \*) SEE "ORIGINAL PART NUMBER REFERENCE" SECTION



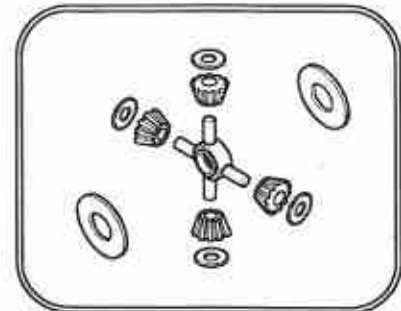
# REAR AXLE Double Reduction

From 19327 →  
Up to 26085P ←

## WHEEL DIFFERENTIAL KITS



WITH SIDE GEARS



WITHOUT SIDE GEARS

### WITH SIDE GEARS

Our No: 114470AM		OEM No: 114470	
Models: 21065T/21065P/21221/21321/22065T/22065P/22221 22321			
Our No.	OEM No.	Description	Qty
38289AM	38289	DIFF SPIDER	1
110527AM	110527	SIDE GEAR (18T - 41 SPL)	2
27827	27827	THRUST WASHER	2
104139AM	104139	PINION GEAR (10T)	4
27810	27810	THRUST WASHER	4

Our No: 98853AM		OEM No: 98853	
Models: 23070T/23070P			
Our No.	OEM No.	Description	Qty
38289AM	38289	DIFF SPIDER	1
85486AM	85486	SIDE GEAR (18T - 33 SPL)	2
27827	27827	THRUST WASHER	2
104139AM	104139	PINION GEAR (10T)	4
27810	27810	THRUST WASHER	4

### WITH SIDE GEARS

Our No: 98581AM		OEM No: 98581	
Models: 23220-1/23320-1			
Our No.	OEM No.	Description	Qty
107371AM	107371	DIFF SPIDER	1
98257AM	98257	SIDE GEAR (16T - 22 SPL)	2
18198	18198	THRUST WASHER	2
96900AM	96900	PINION GEAR (9T)	4
18199	18199	THRUST WASHER	4

Our No: 114474AM		OEM No: 114474	
Models: 23220-1/23320-1/26085T/26085P			
Our No.	OEM No.	Description	Qty
107371AM	107371	DIFF SPIDER	1
110528AM	110528	SIDE GEAR (16T - 36 SPL)	2
18198	18198	THRUST WASHER	2
96900AM	96900	PINION GEAR (9T)	4
18199	18199	THRUST WASHER	4

### WITHOUT SIDE GEARS

Our No: 118748AM		OEM No: 118748	
Models: 21065T/21065P/21221/21321/22065T/22065P/22221 22321/23070T/23070P			
Our No.	OEM No.	Description	Qty
38289AM	38289	DIFF SPIDER	1
27827	27827	THRUST WASHER	2
104139AM	104139	PINION GEAR (10T)	4
27810	27810	THRUST WASHER	4

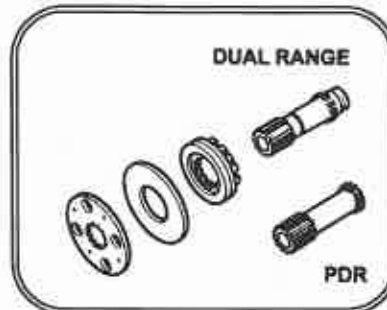
Our No: 118750AM		OEM No: 118750	
Models: 23220-1/23320-1/26085T/26085P			
Our No.	OEM No.	Description	Qty
107371AM	107371	DIFF SPIDER	1
18198	18198	THRUST WASHER	2
96900AM	96900	PINION GEAR (9T)	4
18199	18199	THRUST WASHER	4



# REAR AXLE Double Reduction

From 19327 →  
Up to 26085P ←

## SLIDING CLUTCH SERVICE KITS



DUAL RANGE

Our No: 60609AM		OEM No: 60609	
Models: 20200/20300/20220/20320/23220-1/23320-1 26085T/26085P			
Our No.	OEM No.	Description	Qty
113593AM	113593	SLD CLUTCH GEAR 17T	1
126305AM	126305	DIFF BRG ADJUSTER LH	1
43271	43271	PRESSURE RING	1
56928AM	56928	HIGH SPEED CLUTCH PL	1

Our No: 60608AM		OEM No: 60608	
Models: 21065T/21065P/21221/21321/22065T/22065P/22221 22321/23070T/23070P			
Our No.	OEM No.	Description	Qty
113596AM	113596	SLD CLUTCH GEAR 16T	1
56932AM	56932	DIFF BRG ADJUSTER LH	1
43270	43270	PRESSURE RING	1
56931AM	56931	HIGH SPEED CLUTCH PL	1

DUAL RANGE

Our No: 118136AM		OEM No: 118136	
Models: 23220-1/23320-1			
Our No.	OEM No.	Description	Qty
113594AM	113594	SLD CLUTCH GEAR 17T	1
126305AM	126305	DIFF BRG ADJUSTER LH	1
43271	43271	PRESSURE RING	1
56928AM	56928	HIGH SPEED CLUTCH PL	1

PDR

Our No:		OEM No: 62041	
Models: 19327/23220-1/23320-1/23327/26085T/26085P			
Our No.	OEM No.	Description	Qty
113595AM	113595	SLD CLUTCH GEAR	1
126305AM	126305	DIFF BRG ADJUSTER LH	1
43271	43271	PRESSURE RING	1
56928AM	56928	HIGH SPEED CLUTCH PL	1

Our No: 62040AM		OEM No: 62040	
Models: 21065T/21065P/21221/21321/22065T/22065P/22221 22321/ 23070T/23070P			
Our No.	OEM No.	Description	Qty
113598AM	113598	SLD CLUTCH GEAR 18T	1
56932AM	56932	DIFF BRG ADJUSTER LH	1
43270	43270	PRESSURE RING	1
56931AM	56931	HIGH SPEED CLUTCH PL	1

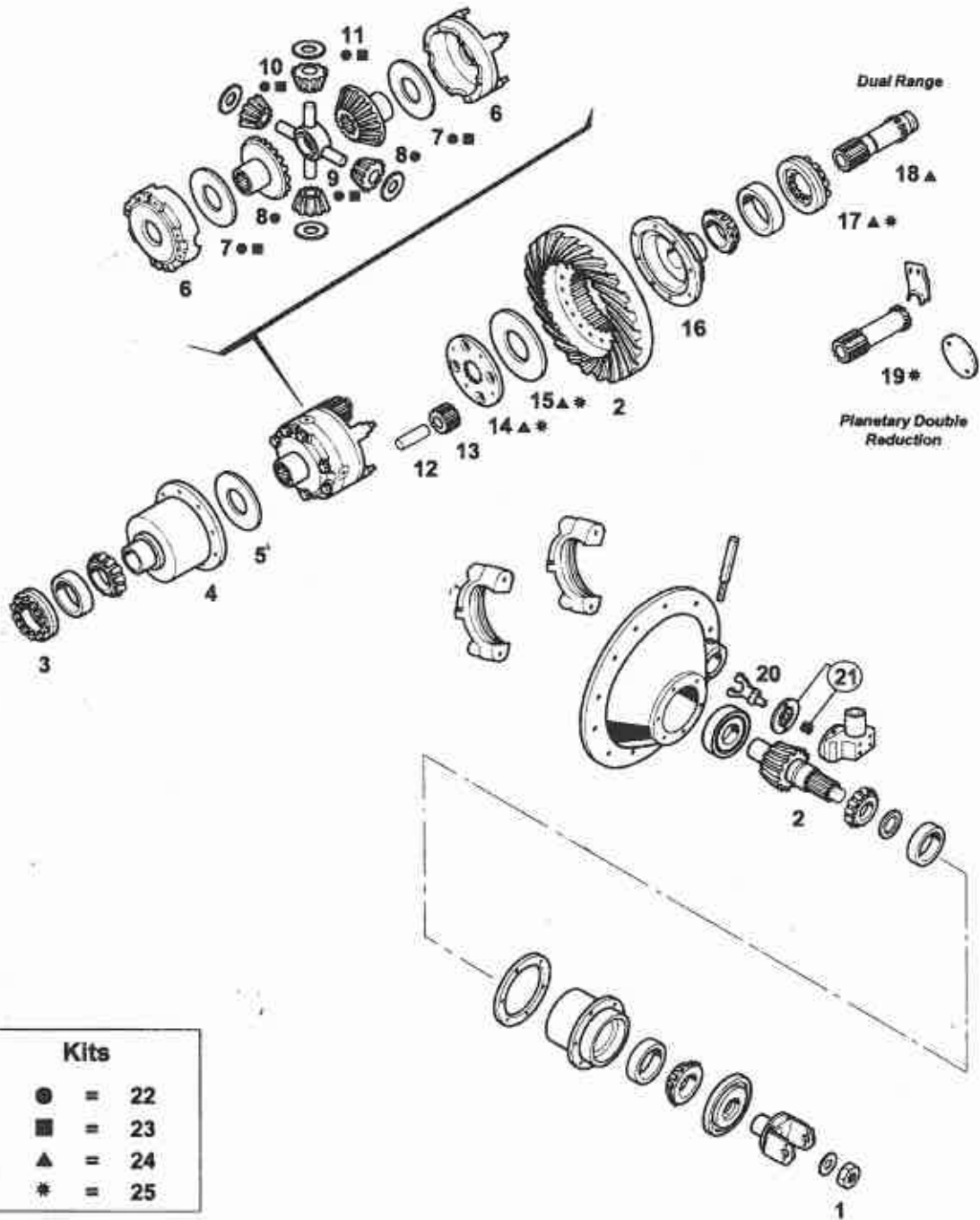


# FORWARD AXLE

## Single Reduction

From 30DS →  
Up to 451-P DS ←

MODELS	
26221/26321	
35327	





## FORWARD AXLE Single Reduction

From 30DS →  
Up to 451-P DS ←

Fig.	Our No.	OEM No.	Description	Note	26221/26321	35327												
1	95262	95262	NUT 1" 3/4-12 UN															
2		C&P	PAGE 48															
3	21637AM	21637	DIFF BEARING ADJUSTER RH															
4	21619AM	21619	HALF SUPPORT CASE															
4	108138AM	108138	HALF SUPPORT CASE															
5	18198	18198	THRUST WASHER															
5	83726	83726	THRUST WASHER															
6	98584AM	98584	WHEEL DIFF CASE KIT															
6		109270	WHEEL DIFF CASE KIT															
7	18198	18198	THRUST WASHER															
7	83726	83726	THRUST WASHER															
8	98257AM	98257	SIDE GEAR 16T - 22 SPLINE	INV														
8	110528AM	110528	SIDE GEAR 16T - 36 SPLINE	INV														
8	108143AM	108143	SIDE GEAR 18T - 39 SPLINE	INV														
9	107371AM	107371	DIFF SPIDER															
9	108141AM	108141	DIFF SPIDER															
10	96900AM	96900	PINION GEAR 9T															
10	108142AM	108142	PINION GEAR 10T															
11	18199	18199	THRUST WASHER															
11	108145	108145	THRUST WASHER															
12	27953AM	27953	IDLER PIN (BRONZE)	4 PCS														
12	27953AM	27953	IDLER PIN (BRASS)	4 PCS														
12	108144AM	108144	IDLER PIN (BRONZE)	4 PCS														
12	108144AM	108144	IDLER PIN (BRASS)	4 PCS														
13	27952AM	27952	IDLER PINION 15T	4 PCS														
14	56928AM	56928	HIGH SPEED CLUTCH PLATE															
15	43271	43271	PRESSURE RING															
16	106471AM	106471	HALF SUPPORT CASE															
17	126305AM	126305	DIFF BEARING ADJUSTER LH															
18	113593AM	113593	SLIDING CLUTCH GEAR 17T															
19	113595AM	113595	SLIDING CLUTCH GEAR															
20		32679	FORK															
21	119855	119855	COVER															
22	98581AM	98581	DIFFERENTIAL GEAR KIT	(*)														
22	114474AM	114474	DIFFERENTIAL GEAR KIT	(*)														

(\*) SEE PAGE 48-49 FOR THE DETAIL OF THE COMPONENTS

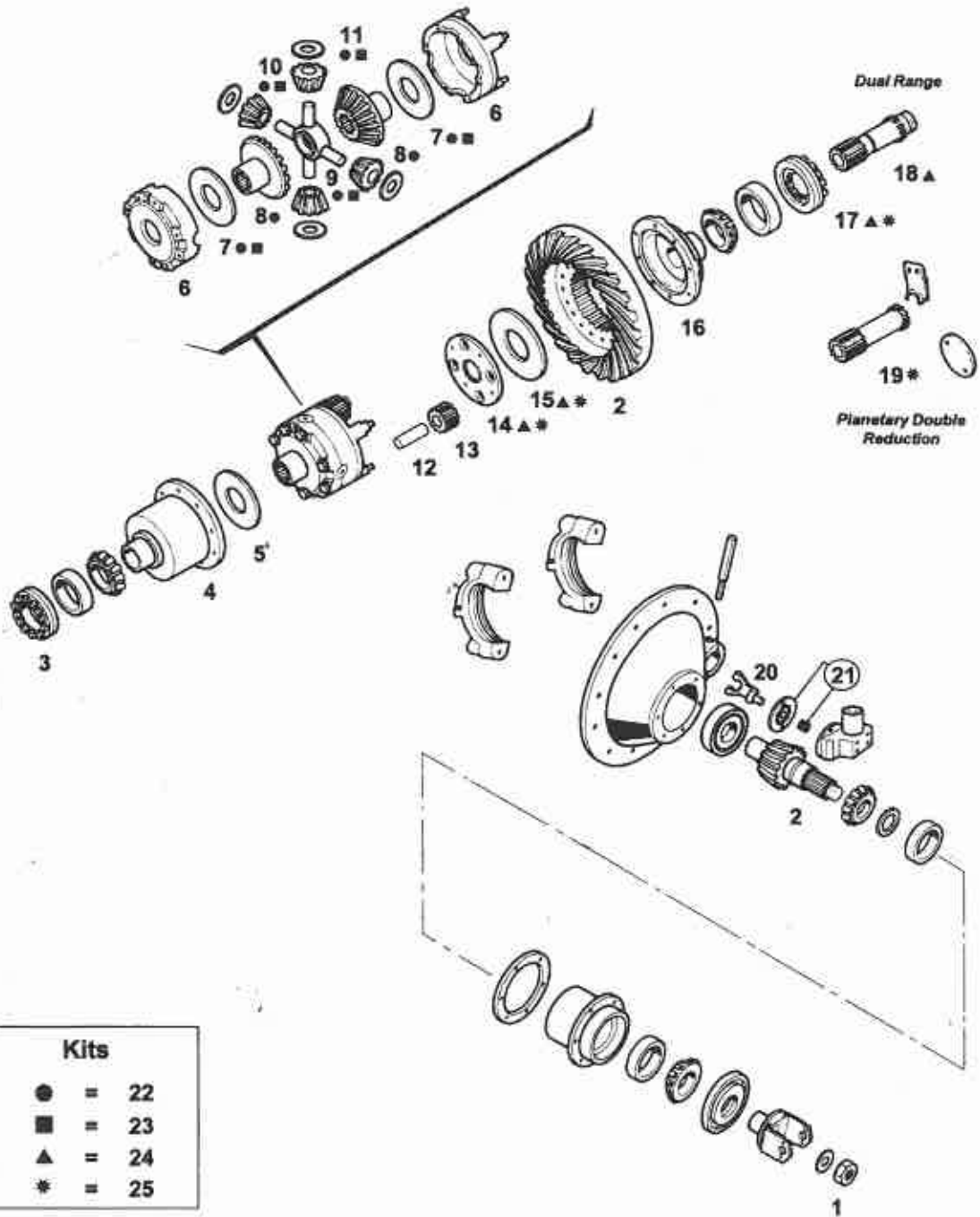


# FORWARD AXLE

## Single Reduction

From 30DS →  
Up to 451-P DS ←

MODELS	
26221/26321	
35327	





**FORWARD AXLE**  
**Single Reduction**

From 30DS →  
 Up to 451-P DS ←

Fig.	Our No.	OEM No.	Description	Note	26221/26321	35327												
22		109267	DIFFERENTIAL GEAR KIT	(*)														
23	118750AM	118750	DIFFERENTIAL GEAR KIT	(*)														
23	118751AM	118751	DIFFERENTIAL GEAR KIT	(*)														
24	60609AM	60609	SLIDING CLUTCH KIT	(*)														
25		62041	SLIDING CLUTCH KIT	(*)														

(\*) SEE PAGE 48-49 FOR THE BREAKDOWN OF THE COMPONENTS





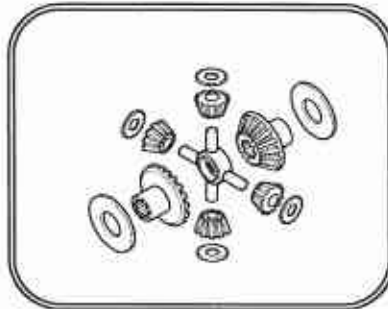
## FORWARD AXLE Single Reduction

From 30DS →  
Up to 451-P DS ←

### CROWN AND PINION SETS

Model: 26221/26321/35327 Gear: 18"				
Rat	Our No.		OEM No.	Description
3.70/5.04	98107AM	(* R *)	98107	C & P (37/10)
4.11/5.60	98108AM	(* R *)	98108	C & P (37/9)
4.33/5.90	98109AM	(* R *)	98109	C & P (39/9)
4.56/6.21	98110AM	(* R *)	98110	C & P (41/9)
4.88/6.64	98111AM	(* R *)	98111	C & P (39/8)
5.43/7.39	98112AM	(* R *)	98112	C & P (38/7)
6.17/8.40	98113AM	(* R *)	98113	C & P (37/6)
6.67/9.08	98114AM	(* R *)	98114	C & P (40/6)

### WHEEL DIFFERENTIAL KITS



Our No: 98581AM		OEM No: 98581	
Models: 26221/26321			
Our No.	OEM No.	Description	Qty
107371AM	107371	DIFF SPIDER	1
98257AM	98257	SIDE GEAR (16T - 22 SPL)	2
18198	18198	THRUST WASHER	2
96900AM	96900	PINION GEAR (9T)	4
18199	18199	THRUST WASHER	4

Our No: 114474AM		OEM No: 114474	
Models: 26221/26321			
Our No.	OEM No.	Description	Qty
107371AM	107371	DIFF SPIDER	1
110528AM	110528	SIDE GEAR (16T - 36 SPL)	2
18198	18198	THRUST WASHER	2
96900AM	96900	PINION GEAR (9T)	4
18199	18199	THRUST WASHER	4

Our No:		OEM No: 109267	
Models: 35327			
Our No.	OEM No.	Description	Qty
108141AM	108141	DIFF SPIDER	1
108143AM	108143	SIDE GEAR (18T - 39 SPL)	2
83726	83726	THRUST WASHER	2
108142AM	108142	PINION GEAR (10T)	4
108145	108145	THRUST WASHER	4

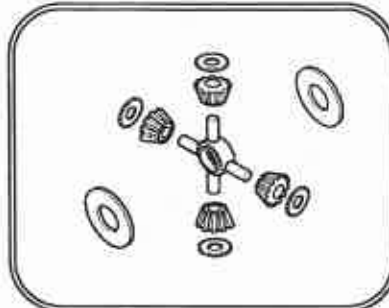
(\* R \*) SEE "ORIGINAL PART NUMBER REFERENCE" SECTION



**FORWARD AXLE**  
Single Reduction

From 30DS →  
Up to 451-P DS ←

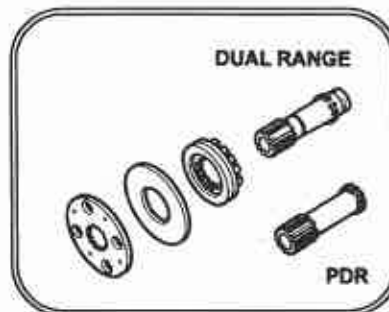
**WHEEL DIFFERENTIAL KITS**



Our No: 118750AM		OEM No: 118750	
Models: 26221/26321			
Our No.	OEM No.	Description	Qty
107371AM	107371	DIFF SPIDER	1
18198	18198	THRUST WASHER	2
96900AM	96900	PINION GEAR (9T)	4
18199	18199	THRUST WASHER	4

Our No: 118751AM		OEM No: 118751	
Models: 35327			
Our No.	OEM No.	Description	Qty
108141AM	108141	DIFF SPIDER	1
83726	83726	THRUST WASHER	2
108142AM	108142	PINION GEAR (10T)	4
108145	108145	THRUST WASHER	4

**SLIDING CLUTCH SERVICE KITS**



DUAL RANGE

PDR

Our No: 60609AM		OEM No: 60609	
Models: 26221/26321			
Our No.	OEM No.	Description	Qty
113593AM	113593	SLD CLUTCH GEAR (17T)	1
126305AM	126305	DIFF BRG ADJUSTER LH	1
43271	43271	PRESSURE RING	1
56928AM	56928	HIGH SPEED CLUTCH PL	1

Our No:		OEM No: 62041	
Models: 26221/26321/35327			
Our No.	OEM No.	Description	Qty
113595AM	113595	SLD CLUTCH GEAR	1
126305AM	126305	DIFF BRG ADJUSTER LH	1
43271	43271	PRESSURE RING	1
56928AM	56928	HIGH SPEED CLUTCH PL	1



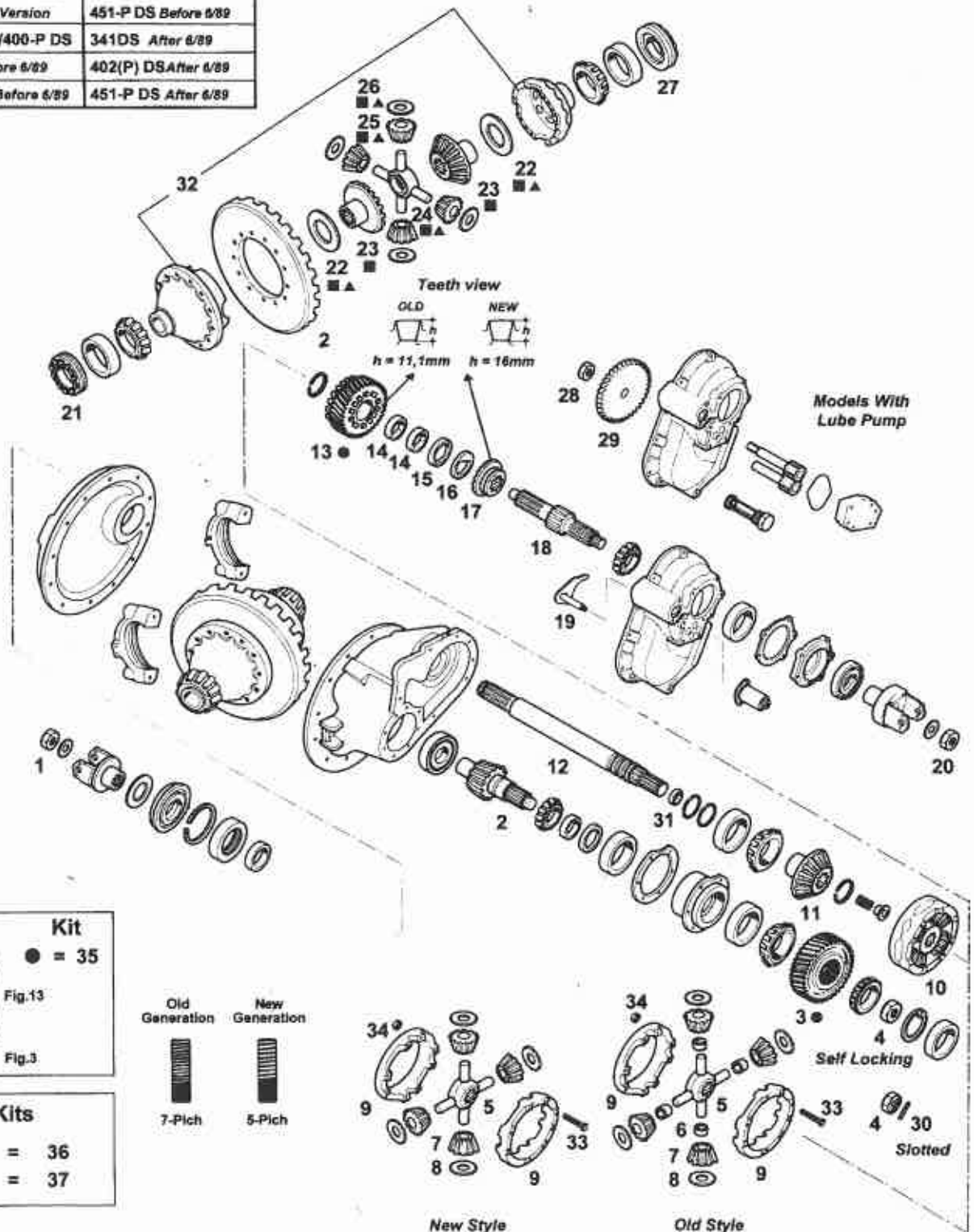
# FORWARD AXLE

## Single Reduction

From 30DS →  
Up to 451-P DS ←

MODELS	
30DS	401-P DS Before 6/89
34DS/38DS	402(P) DS Before 6/89
44DS Late Version	451-P DS Before 6/89
340/380(P)/400-P DS	341DS After 6/89
341DS Before 6/89	402(P) DS After 6/89
381DS(P) Before 6/89	451-P DS After 6/89

1st GENERATION	2nd GENERATION	3rd GENERATION
30DS/34DS/38DS	340DS/380(P)DS/400-P DS	341DS/381(P)DS/401-P DS



**Kit**

● = 35

Fig.13

Fig.3

---

**Kits**

■ = 36

▲ = 37

**Old Generation**      **New Generation**

7-Pich      5-Pich



# FORWARD AXLE

## Single Reduction

From 30DS →  
Up to 451-P DS ←

Fig.	Our No.	OEM No.	Description	Note	30DS	34DS/38DS	44DS Late Version	340-380(P)-400P DS	341 DS Before 6/89	381(P)DS Before 6/89	401-P DS Before 6/89	402(P)DS Before 6/89	451-P DS Before 6/89	341DS After 6/89	402(P)DS After 6/89	451-P DS
1	95205	95205	NUT 1" 1/2 -12 UNEF													
1	95262	95262	NUT 1" 3/4 -12 UN													
2		C&P	PAGE 60-61													
3		46763	HELICAL GEAR 41T - 10 SPLINE													
3	46977AM	46977	HELICAL GEAR 41T - 10 SPLINE	D88-C												
3	74991AM	74991	HELICAL GEAR 41T - 10 SPLINE	D80-E												
3	78915AM	78915	HELICAL GEAR 31T - 16 SPLINE													
3	46977AM	46977	HELICAL GEAR 41T - 10 SPLINE	R 3.70												
3	74991AM	74991	HELICAL GEAR 41T - 10 SPLINE	OTHER R												
3	113556AM	113556	HELICAL GEAR 29T - 10 SPLINE	(X)												
3	110845AM	110845	HELICAL GEAR 29T - 41 SPLINE													
4	95206	95206	NUT 1" 1/2 -18 UNEF	SELF-LCK												
4	118854	118854	NUT 1" 1/2 -18 UNEF	SLOTTED												
4	95262	95262	NUT 1" 3/4 -12 UN	SELF-LCK												
4		119353	NUT 1" 3/4 -12 UN	SLOTTED												
4	95207	95207	NUT 1" 5/8 -18 UNEF	SELF-L (*)												
4	118806	118806	NUT 1" 5/8 -18 UNEF	SLOTTED												
4	126182	126182	NUT M42X1.5	SLOT(D1)												
5	95212AM	95212	DIFF SPIDER													
5	95220AM	95220	DIFF SPIDER													
5	95216AM	95216	DIFF SPIDER	(**)												
5	95216AM	95216	DIFF SPIDER	(A)												
5	127783AM	127783	SPIDER	(B)												
6	95211	95211	PINION GEAR BUSHING													
6	95219	95219	PINION GEAR BUSHING													
6	95215	95215	PINION GEAR BUSHING	(**)												
6	95215	95215	PINION GEAR BUSHING	(A)												
7	95210AM	95210	PINION GEAR 12T													
7	95218AM	95218	PINION GEAR 10T													
7	95214AM	95214	PINION GEAR 11T													
8	25968	25968	THRUST WASHER													
8	27810	27810	THRUST WASHER													
8	85437	85437	THRUST WASHER	(**)												
8	85437	85437	THRUST WASHER	(A)												
8	127785	127785	THRUST WASHER	(B)												

(\*) TO BE USED ONLY FOR AXLES BUILT PRIOR TO 5/82  
 (\*\*\*) TO BE USED FOR MODELS WITH AND WITHOUT LUBE PUMP  
 (\*\*\*) SEE PAGE 68-69 FOR THE BREAKDOWN OF THE COMPONENTS  
 (A) OLD TYPE - TO BE USED FOR MODELS WITHOUT LUBE PUMP  
 (B) NEW TYPE - TO BE USED FOR MODELS WITH LUBE PUMP  
 (1) ONLY FOR MODELS BUILT AFTER 1/95  
 (\* R \*) SEE "ORIGINAL PART NUMBER REFERENCE" SECTION

(X) TO BE USED ONLY WITH 110844 TO CONVERT 2ND GEN (7-PITCH) TO THE 3RD (5-PITCH)  
 (XX) TO BE USED ONLY WITH 113556 TO CONVERT 2ND GEN (7-PITCH) TO THE 3RD (5-PITCH)  
 (XXX) REPAIR KIT ALLOWING CONVERSION FROM 2ND GENERATION (7-PITCH) TO THE 3RD (5-PITCH) COMPOSED OF: 110844 + 113556




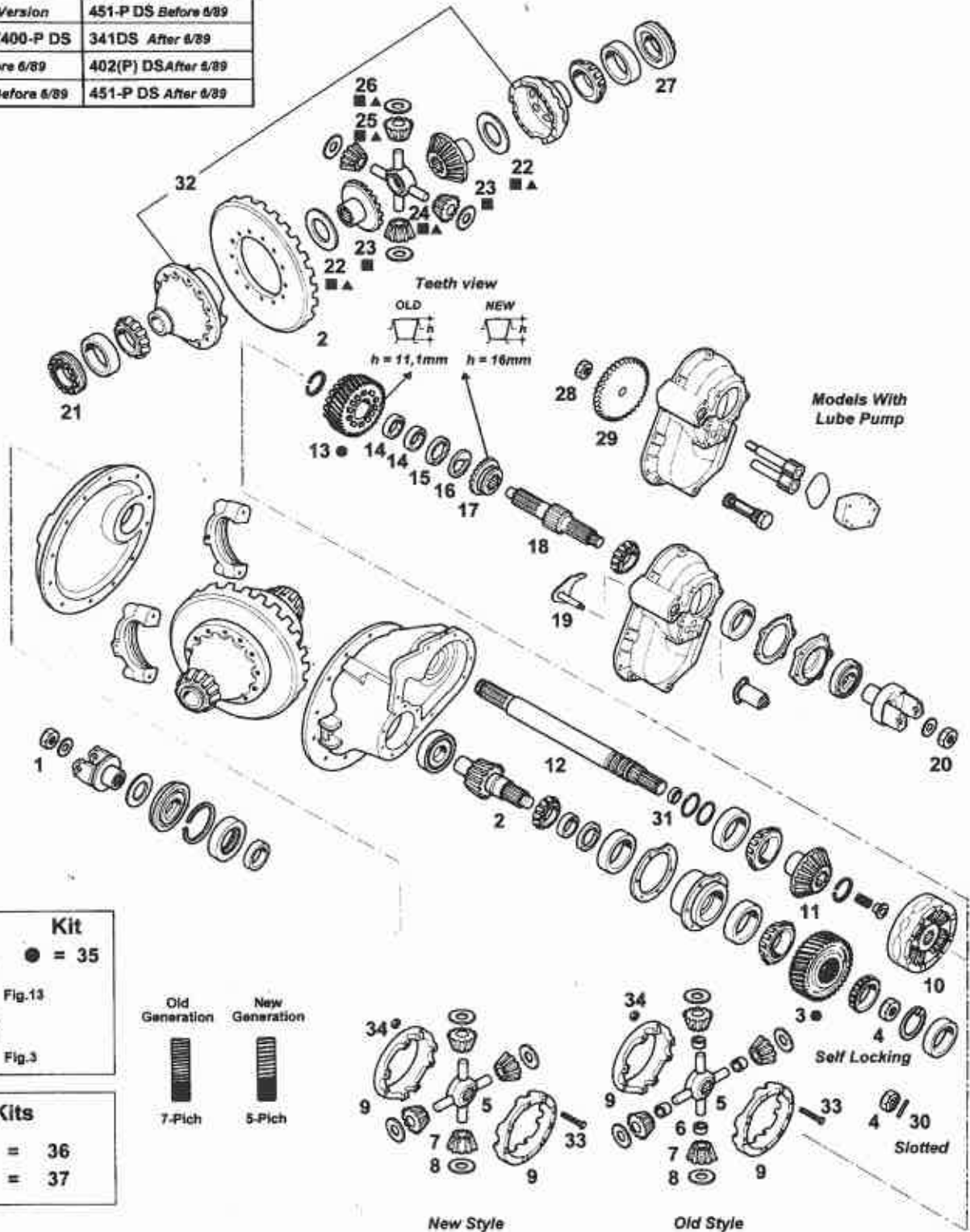
# FORWARD AXLE

## Single Reduction

From 30DS →  
Up to 451-P DS ←

MODELS	
30DS	401-P DS Before 6/89
34DS/38DS	402(P) DS Before 6/89
44DS Late Version	451-P DS Before 6/89
340/380(P)/400-P DS	341DS After 6/89
341DS Before 6/89	402(P) DS After 6/89
381DS(P) Before 6/89	451-P DS After 6/89

1st GENERATION	2nd GENERATION	3rd GENERATION
30DS/34DS/38DS	340DS/380(P)DS/400-P DS	341DS/381(P)DS/401-P DS





# FORWARD AXLE

## Single Reduction

From 30DS →  
Up to 451-P DS ←

Fig.	Our No.	OEM No.	Description	Note	30DS	34DS/38DS	44DS Late Version	340-380(P)-400P DS	341 DS Before 6/89	381(P)DS Before 6/89	401-P DS Before 6/89	402(P)DS Before 6/89	451-P DS Before 6/89	341DS After 6/89	402(P)DS After 6/89	451-P DS
9	91850AM	91850	WHEEL DIFF CASE KIT													
9	106470AM	106470	WHEEL DIFF CASE KIT	(* R *)												
9	94810AM	94810	WHEEL DIFF CASE KIT	(**)												
9	94810AM	94810	WHEEL DIFF CASE KIT	(A)												
9			WHEEL DIFF CASE KIT	(B)												
10	95213AM	95213	DIFFERENTIAL CASE (COMPL)													
10	104597AM	104597	DIFFERENTIAL CASE (COMPL)													
10	104509AM	104509	DIFFERENTIAL CASE (COMPL)	(**)(* R *)												
10	104509AM	104509	DIFFERENTIAL CASE (COMPL)	(A)(* R *)												
10	213608AM	213608	DIFFERENTIAL CASE (COMPL)	(B)												
11	85909AM	85909	SIDE GEAR 22T - 16 SPLINE													
11	78911AM	78911	SIDE GEAR 18T - 16 SPLINE													
11	85436AM	85436	SIDE GEAR 20T - 16 SPLINE													
11	110810AM	110810	SIDE GEAR 20T - 16 SPLINE													
12		98696	OUTPUT SHAFT KIT													
12	98603AM	98603	OUTPUT SHAFT KIT 10 SPLINE													
12	104456AM	104456	OUTPUT SHAFT KIT 16 SPLINE													
12	115123AM	115123	OUTPUT SHAFT KIT 34 SPLINE													
13		46766	HELICAL GEAR & BUSHING													
13	45476AM	45476	HELICAL GEAR & BUSHING 41T													
13	78863AM	78863	HELICAL GEAR & BUSHING 31T													
13	85432AM	85432	HELICAL GEAR & BUSHING 41T													
13	110844AM	110844	HELICAL GEAR & BUSHING 29T	(XX)(* R *)												
13	110844AM	110844	HELICAL GEAR & BUSHING 29T	OLD(* R *)												
13	128042AM	128042	HELICAL GEAR & BUSHING 29T	NEW												
14	48921	48921	BUSHING													
14	75063	75063	BUSHING													
14	85991	85991	BUSHING													
15	45477	45477	SIDE GEAR THRUST WASHER													
15	79034	79034	SIDE GEAR THRUST WASHER													
15	85429	85429	SIDE GEAR THRUST WASHER													
16	45478	45478	"D" WASHER													
16	56360	56360	"D" WASHER													
17	45480AM	45480	SLIDING CLUTCH GEAR	(* R *)												
17	78917AM	78917	SLIDING CLUTCH GEAR													

- (\*) TO BE USED ONLY FOR AXLES BUILT PRIOR TO 5/82
- (\*\*) TO BE USED FOR MODELS WITH AND WITHOUT LUBE PUMP
- (\*\*\*) SEE PAGE 68-69 FOR THE BREAKDOWN OF THE COMPONENTS
- (A) OLD TYPE - TO BE USED FOR MODELS WITHOUT LUBE PUMP
- (B) NEW TYPE - TO BE USED FOR MODELS WITH LUBE PUMP
- (1) ONLY FOR MODELS BUILT AFTER 1/95
- (\* R \*) SEE "ORIGINAL PART NUMBER REFERENCE" SECTION

- (X) TO BE USED ONLY WITH 110844 TO CONVERT 2ND GEN (7-PITCH) TO THE 3RD (5-PITCH)
- (XX) TO BE USED ONLY WITH 113556 TO CONVERT 2ND GEN (7-PITCH) TO THE 3RD (5-PITCH)
- (XXX) REPAIR KIT ALLOWING CONVERSION FROM 2ND GENERATION (7-PITCH) TO THE 3RD (5-PITCH) COMPOSED OF: 110844 + 113556



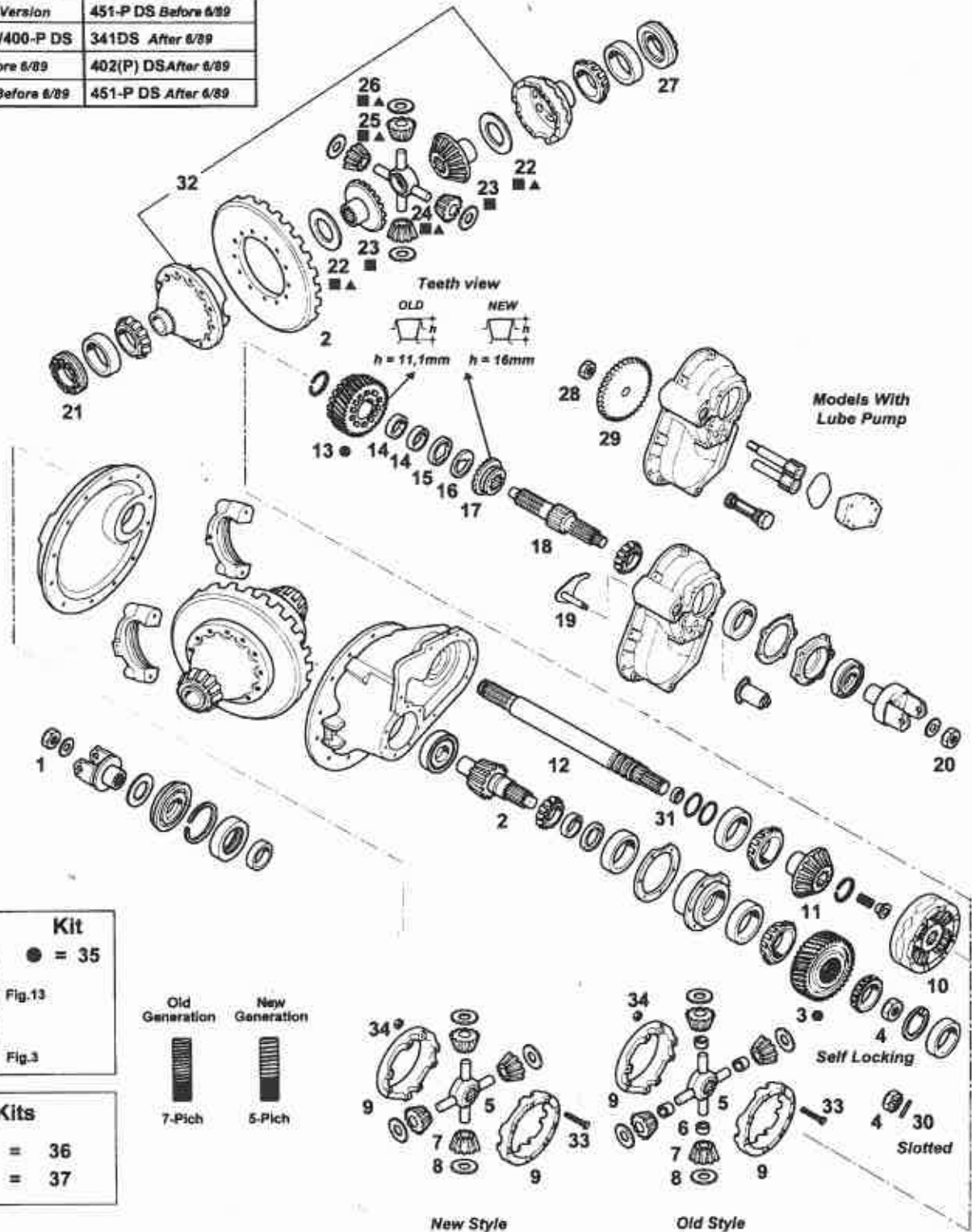
# FORWARD AXLE

## Single Reduction

From 30DS →  
Up to 451-P DS ←

MODELS	
30DS	401-P DS Before 6/89
34DS/38DS	402(P) DS Before 6/89
44DS Late Version	451-P DS Before 6/89
340/380(P)/400-P DS	341DS After 6/89
341DS Before 6/89	402(P) DS After 6/89
381DS(P) Before 6/89	451-P DS After 6/89

1st GENERATION	2nd GENERATION	3rd GENERATION
30DS/34DS/38DS	340DS/380(P)DS/400-P DS	341DS/381(P)DS/401-P DS





# FORWARD AXLE

## Single Reduction

From 30DS →  
Up to 451-P DS ←

Fig.	Our No.	OEM No.	Description	Note	30DS	34DS/38DS	44DS Late Version	340-380(P)-400F DS	341 DS Before 6/89	381(P)DS Before 6/89	401-P DS Before 6/89	402(P)DS Before 6/89	451-P DS Before 6/89	341DS After 6/89	402(P)DS After 6/89	451-P DS
17	45480AM	45480	SLIDING CLUTCH GEAR	OLD (* R *)												
17	128016AM	128016	SLIDING CLUTCH	NEW												
18	98693AM	98693	INPUT SHAFT KIT 10 SPLINE													
18	98695AM	98695	INPUT SHAFT KIT 18 SPLINE													
18	103289AM	103289	INPUT SHAFT KIT 16 SPLINE	(A)												
18	106709AM	106709	INPUT SHAFT KIT 16 SPLINE	(B)												
18	115122AM	115122	INPUT SHAFT KIT 44 SPLINE	(A)												
18	115126AM	115126	INPUT SHAFT KIT 44 SPLINE	(B)												
19	45859AM	45859	FORK	(A)												
19	102613AM	102613	FORK	(B)												
20	95206	95206	NUT 1" 1/2-18 UNEF													
20	95209	95209	NUT 1" 7/8-12 UN													
20	95207	95207	NUT 1" 5/8-18 UNEF													
21	31562AM	31562	DIFF BEARING ADJUSTER LH													
21		79898	DIFF BEARING ADJUSTER LH													
22	18346	18346	THRUST WASHER													
22	27827	27827	THRUST WASHER													
22	27274	27274	THRUST WASHER													
23	64939AM	64939	SIDE GEAR 18T - 16 SPLINE	ANG (* R *)												
23	64944AM	64944	SIDE GEAR 18T - 16 SPLINE	STR (* R *)												
23	37072AM	37072	SIDE GEAR 18T - 16 SPLINE	STR 34												
23	37069AM	37069	SIDE GEAR 18T - 16 SPLINE	STR 38												
23	86784AM	86784	SIDE GEAR 18T - 16 SPLINE													
23	37072AM	37072	SIDE GEAR 18T - 16 SPLINE	STR 340												
23	37069AM	37069	SIDE GEAR 18T - 16 SPLINE	STR 380												
23	85486AM	85486	SIDE GEAR 18T - 33 SPLINE	INV 400												
23	110525AM	110525	SIDE GEAR 18T - 39 SPLINE	INV												
23	110527AM	110527	SIDE GEAR 18T - 41 SPLINE	INV												
23	85486AM	85486	SIDE GEAR 18T - 33 SPLINE	INV												
24	25971AM	25971	DIFF SPIDER													
24	38289AM	38289	DIFF SPIDER													
24	86778AM	86778	DIFF SPIDER													
25	64941AM	64941	PINION GEAR 10T													
25	104139AM	104139	PINION GEAR 10T													
25	86780AM	86780	PINION GEAR 10T													

- (\*) TO BE USED ONLY FOR AXLES BUILT PRIOR TO 5/82
- (\*\*) TO BE USED FOR MODELS WITH AND WITHOUT LUBE PUMP
- (\*\*\*) SEE PAGE 68-69 FOR THE BREAKDOWN OF THE COMPONENTS
- (A) OLD TYPE - TO BE USED FOR MODELS WITHOUT LUBE PUMP
- (B) NEW TYPE - TO BE USED FOR MODELS WITH LUBE PUMP
- (I) ONLY FOR MODELS BUILT AFTER 1/95
- (\* R \*) SEE "ORIGINAL PART NUMBER REFERENCE" SECTION

- (X) TO BE USED ONLY WITH 110844 TO CONVERT 2ND GEN (7-PITCH) TO THE 3RD (5-PITCH)
- (XX) TO BE USED ONLY WITH 113556 TO CONVERT 2ND GEN (7-PITCH) TO THE 3RD (5-PITCH)
- (XXX) REPAIR KIT ALLOWING CONVERSION FROM 2ND GENERATION (7-PITCH) TO THE 3RD (5-PITCH) COMPOSED OF: 110844 + 113556





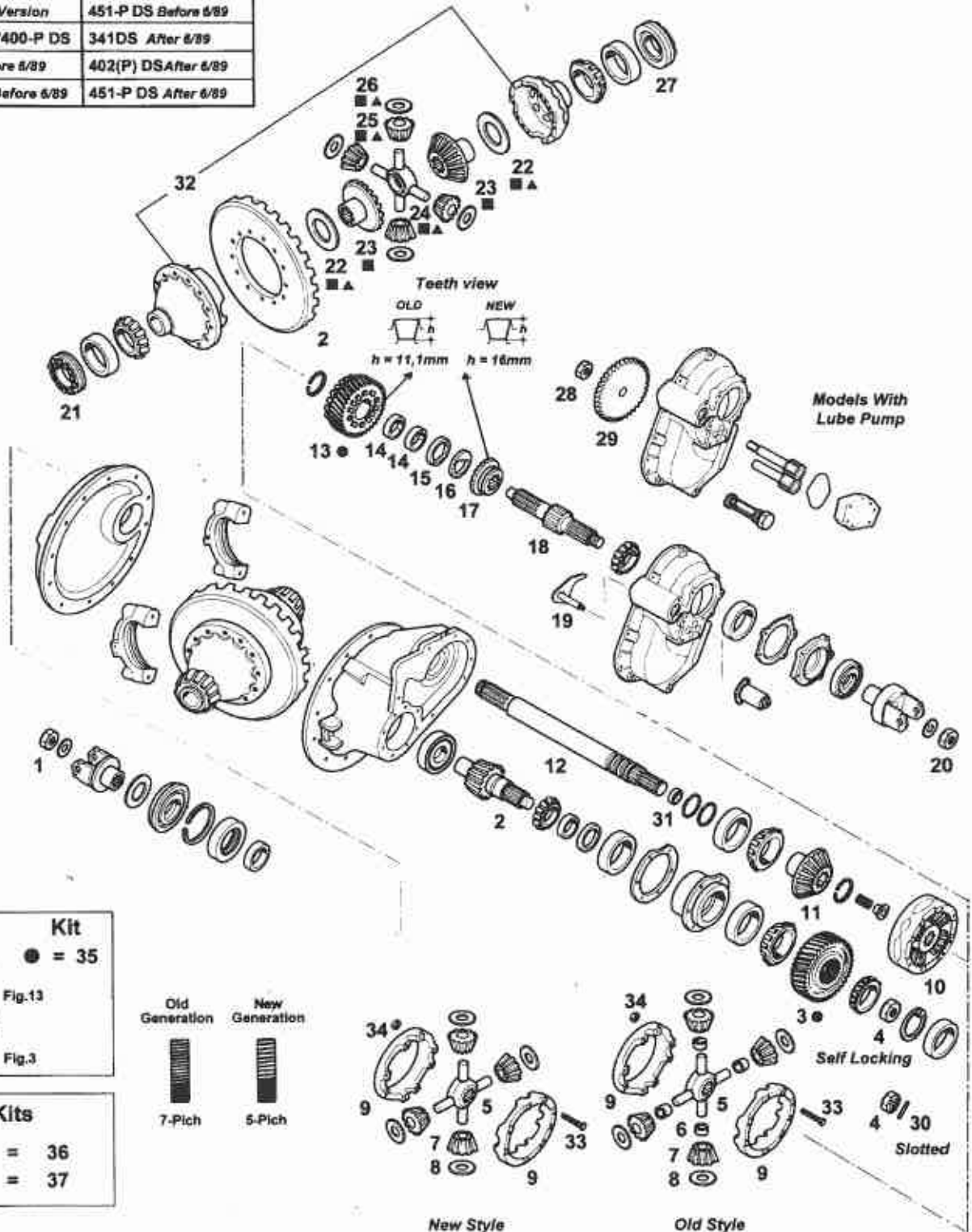
# FORWARD AXLE

## Single Reduction

From 30DS →  
Up to 451-P DS ←

MODELS	
30DS	401-P DS Before 6/89
34DS/38DS	402(P) DS Before 6/89
44DS Late Version	451-P DS Before 6/89
340/380(P)/400-P DS	341DS After 6/89
341DS Before 6/89	402(P) DS After 6/89
381DS(P) Before 6/89	451-P DS After 6/89

1st GENERATION	2nd GENERATION	3rd GENERATION
30DS/34DS/38DS	340DS/380(P)DS/400-P DS	341DS/381(P)DS/401-P DS



**Kit**  
● = 35  
Fig.13  
Fig.3

**Kits**  
■ = 36  
▲ = 37

**Old Generation**    **New Generation**

7-Pich    5-Pich



# FORWARD AXLE Single Reduction

From 30DS →  
Up to 451-P DS ←

Fig.	Our No.	OEM No.	Description	Note	30DS	34DS/38DS	44DS Late Version	340-380(P)-400P DS	341 DS Before 6/89	381(P)DS Before 6/89	401-P DS Before 6/89	402(P)DS Before 6/89	451-P DS Before 6/89	341DS After 6/89	402(P)DS After 6/89	451-P DS
26	64467	64467	THRUST WASHER													
26	27810	27810	THRUST WASHER													
26	86781	86781	THRUST WASHER													
27	33682AM	33682	DIFF BEARING ADJUSTER RH	(* R *)												
27	27842AM	27842	DIFF BEARING ADJUSTER RH													
27	21637AM	21637	DIFF BEARING ADJUSTER RH													
27	110243AM	110243	DIFF BEARING ADJUSTER RH													
28	63028	63028	NUT													
28		111451	NUT													
29		102609	PUMP DRIVE GEAR	(* R *)												
29	111448AM	111448	PUMP DRIVE GEAR													
30	118855	118855	ROLL PIN 5.75 X 57.15													
30	118807	118807	ROLL PIN 6.55 X 63.5													
31	48922	48922	BUSHING													
32		68021	HOUSING DIFF (EMPTY W/SCREW)	ALL RATIO												
32		124374	HOUSING DIFF (EMPTY W/SCREW)	ALL RATIO												
32		98610	HOUSING DIFF (EMPTY W/SCREW)	3.70-4.11												
32		98611	HOUSING DIFF (EMPTY W/SCREW)	4.33-6.17												
32	106397AM	106397	HOUSING DIFF (EMPTY W/SCREW)	3.36-5.29												
32		124374	HOUSING DIFF (EMPTY W/SCREW)	5.57-7.17												
32	106397AM	106397	HOUSING DIFF (EMPTY W/SCREW)	3.36-5.29												
32		124374	HOUSING DIFF (EMPTY W/SCREW)	5.57-7.17												
32		212202	HOUSING DIFF (EMPTY W/SCREW)	3.08-3.25												
32	106397AM	106397	HOUSING DIFF (EMPTY W/SCREW)	3.36-5.29												
32		124374	HOUSING DIFF (EMPTY W/SCREW)	5.57-7.17												
33	85438	85438	SCREW	8PCS												
33	57636	57636	SCREW	8PCS												
34	57637	57637	NUT	8PCS												
35	113561AM	113561	HELICAL GEAR KIT	(XXX)												
36	98850AM	98850	DIFFERENTIAL GEAR KIT	(**)												
36	85358AM	85358	DIFFERENTIAL GEAR KIT	(**)												
36		98609	DIFFERENTIAL GEAR KIT	(**)												
36	98853AM	98853	DIFFERENTIAL GEAR KIT	(**)												
36	114469AM	114469	DIFFERENTIAL GEAR KIT	(**)												
36	114470AM	114470	DIFFERENTIAL GEAR KIT	(**)												

- (\*) TO BE USED ONLY FOR AXLES BUILT PRIOR TO 5/82
- (\*\*) TO BE USED FOR MODELS WITH AND WITHOUT LUBE PUMP
- (\*\*\*) SEE PAGE 68-69 FOR THE BREAKDOWN OF THE COMPONENTS
- (A) OLD TYPE - TO BE USED FOR MODELS WITHOUT LUBE PUMP
- (B) NEW TYPE - TO BE USED FOR MODELS WITH LUBE PUMP
- (1) ONLY FOR MODELS BUILT AFTER 1/95
- (\* R \*) SEE "ORIGINAL PART NUMBER REFERENCE" SECTION

- (X) TO BE USED ONLY WITH 110844 TO CONVERT 2ND GEN (7-PITCH) TO THE 3RD (5-PITCH)
- (XX) TO BE USED ONLY WITH 113556 TO CONVERT 2ND GEN (7-PITCH) TO THE 3RD (5-PITCH)
- (XXX) REPAIR KIT ALLOWING CONVERSION FROM 2ND GENERATION (7-PITCH) TO THE 3RD (5-PITCH) COMPOSED OF: 110844 + 113556



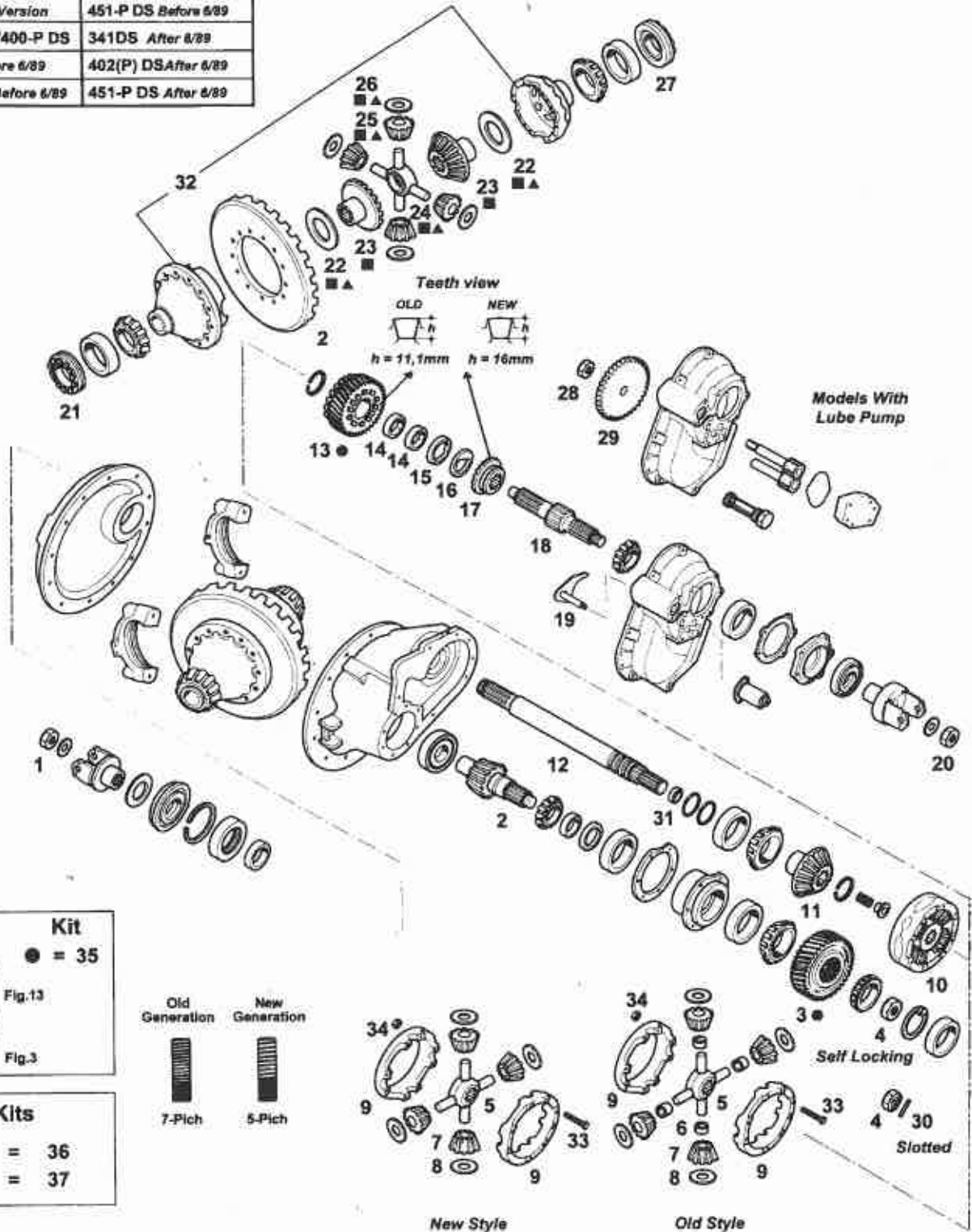
# FORWARD AXLE

## Single Reduction

From 30DS →  
Up to 451-P DS ←

MODELS	
30DS	401-P DS Before 6/89
34DS/38DS	402(P) DS Before 6/89
44DS Late Version	451-P DS Before 6/89
340/380(P)/400-P DS	341DS After 6/89
341DS Before 6/89	402(P) DS After 6/89
381DS(P) Before 6/89	451-P DS After 6/89

1st GENERATION	2nd GENERATION	3rd GENERATION
30DS/34DS/38DS	340DS/380(P)DS/400-P DS	341DS/381(P)DS/401-P DS



**Kit**  
● = 35  
Fig.13  
Fig.3

**Kits**  
■ = 36  
▲ = 37

**Old Generation** **New Generation**

7-Pich 5-Pich



# FORWARD AXLE

## Single Reduction

From 30DS →  
Up to 451-P DS ←

Fig.	Our No.	OEM No.	Description	Note	30DS	34DS/38DS	44DS Late Version	340-380(P)-400P DS	341 DS Before 6/89	381(P)DS Before 6/89	401-P DS Before 6/89	402(P)DS Before 6/89	451-P DS Before 6/89	341DS After 6/89	402(P)DS After 6/89	451-P DS
37	118748AM	118748	DIFFERENTIAL GEAR KIT	(**)												
37		118749	DIFFERENTIAL GEAR KIT	(**)												

- (\*) TO BE USED ONLY FOR AXLES BUILT PRIOR TO 5/82
- (\*\*) TO BE USED FOR MODELS WITH AND WITHOUT LUBE PUMP
- (\*\*\*) SEE PAGE 68-69 FOR THE BREAKDOWN OF THE COMPONENTS
- (A) OLD TYPE - TO BE USED FOR MODELS WITHOUT LUBE PUMP
- (B) NEW TYPE - TO BE USED FOR MODELS WITH LUBE PUMP
- (1) ONLY FOR MODELS BUILT AFTER 1/95
- (\* R \*) SEE "ORIGINAL PART NUMBER REFERENCE" SECTION

- (X) TO BE USED ONLY WITH 110844 TO CONVERT 2ND GEN (7-PITCH) TO THE 3RD (5-PITCH)
- (XX) TO BE USED ONLY WITH 113556 TO CONVERT 2ND GEN (7-PITCH) TO THE 3RD (5-PITCH)
- (XXX) REPAIR KIT ALLOWING CONVERSION FROM 2ND GENERATION (7-PITCH) TO THE 3RD (5-PITCH) COMPOSED OF: 110844 + 113556



# FORWARD AXLE

## Single Reduction

From 30DS →  
Up to 451-P DS ←

### CROWN AND PINION SETS

Models: 30DSB-C/30DSB-C Gear: 15"				
Ratio	Our No.	Note	OEM No.	Description
4.62			95522	C & P (37/8)
4.88			95523	C & P (39/8)
5.57			95524	C & P (39/7)
6.14			95525	C & P (43/7)
6.50			95526	C & P (39/6)
7.17			95527	C & P (43/6)
7.60			95528	C & P (38/5)

Models: 34DSB-C/38DSB-C Gear: 16"				
Ratio	Our No.	Note	OEM No.	Description
3.70	95536AM		95536	C & P (37/10)
4.11	95537AM		95537	C & P (37/9)
4.33	95538AM		95538	C & P (39/9)
4.56	95539AM		95539	C & P (41/9)
4.88	95540AM		95540	C & P (39/8)
5.29	95541AM		95541	C & P (37/7)
5.57	95542AM		95542	C & P (39/7)

Models: 34DSD-E/38DSD-E Gear: 16-1/2"				
Ratio	Our No.	Note	OEM No.	Description
6.14			95543	C & P (43/7)
6.50			95544	C & P (39/6)
7.17			95545	C & P (43/6)
7.60			95546	C & P (38/5)

Models: 44DS (Late Version) Gear: 18"				
Ratio	Our No.	Note	OEM No.	Description
3.70			98162	C & P (37/10)
4.11			98164	C & P (37/9)
4.33			95578	C & P (39/9)
4.56			95579	C & P (41/9)
4.88	95580AM		95580	C & P (39/8)
5.43	95581AM		95581	C & P (38/7)
6.17			95582	C & P (37/6)

Models: 340DS/380(P) DS/400-P DS Gear: 16" (3.55 to 3.70), 16 1/2" (Over 3.70 ratio) <41 SPL pinion>				
Ratio	Our No.	Note	OEM No.	Description
3.55	110862AM		110862	C & P (39/11)
3.70	95557AM		95557	C & P (37/10)
3.90	99745AM		99745	C & P (39/10)
4.11	95558AM		95558	C & P (37/9)
4.33	95559AM		95559	C & P (39/9)
4.56	95560AM		95560	C & P (41/9)
4.88	95561AM		95561	C & P (39/8)
5.29	95562AM		95562	C & P (37/7)
5.57			95563	C & P (39/7)
6.14			95564	C & P (43/7)
6.50			95565	C & P (39/6)
7.17			95566	C & P (43/6)

(\* R \*) SEE "ORIGINAL PART NUMBER REFERENCE" SECTION



**FORWARD AXLE**  
**Single Reduction**

From 30DS →  
Up to 451-P DS ←

**CROWN AND PINION SETS**

Before 6/89

Models: 341DS/381(P) DS/401-P DS/402(P) DS/451-P DS  
Gear: 16" (3.36 to 3.70), 16 1/2" (Over 3.70 ratio) <41 SPL pinion>

Ratio	Our No.	Note	OEM No.	Description
3.36		(* R *)	120761	C & P (37/11)
3.55	111174AM	(* R *)	111174	C & P (39/11)
3.73	111175AM	(* R *)	111175	C & P (37/10)
3.90	111176AM	(* R *)	111176	C & P (39/10)
4.11	111177AM	(* R *)	111177	C & P (37/9)
4.33	111178AM	(* R *)	111178	C & P (39/9)
4.56	111179AM	(* R *)	111179	C & P (41/9)
4.88	111180AM	(* R *)	111180	C & P (39/8)
5.29	111181AM	(* R *)	111181	C & P (37/7)
5.57		(* R *)	111182	C & P (39/7)
6.14		(* R *)	111183	C & P (43/7)
6.50		(* R *)	111184	C & P (39/6)
7.17		(* R *)	111185	C & P (43/6)

(Note 1) Pinion Nut 118806, Pilot Bearing 15828, No Washer

After 6/89 (For Model 402(P) DS from 6/89 to 1/95)

Models: 341DS/402(P) DS/451-P DS  
Gear: 16" (3.08 to 3.70), 16 1/2" (Over 3.70 ratio) <41 SPL pinion>

Ratio	Our No.	Note	OEM No.	Description
3.08			212901	C & P (37/12)
3.25			212145	C & P (39/12)
3.36	127265AM	(* R *)	127265	C & P (37/11)
3.55	127266AM	(* R *)	127266	C & P (39/11)
3.73	127267AM	(* R *)	127267	C & P (37/10)
3.90	127268AM	(* R *)	127268	C & P (39/10)
4.11	127269AM	(* R *)	127269	C & P (37/9)
4.33	127270AM	(* R *)	127270	C & P (39/9)
4.56	127271AM	(* R *)	127271	C & P (41/9)
4.88	127272AM	(* R *)	127272	C & P (39/8)
5.29	127273AM	(* R *)	127273	C & P (37/7)
5.57		(* R *)	127274	C & P (39/7)
6.14		(* R *)	127275	C & P (43/7)
6.50		(* R *)	127276	C & P (39/6)
7.17		(* R *)	127277	C & P (43/6)

(Note 2) Pinion Nut 118806, Pilot Bearing 127015, No Washer

Latest Execution – After 1/95

Models: 402(P) DS  
Gear: 16" (3.08 to 3.70), 16 1/2" (Over 3.70 ratio) <41 SPL pinion>

Ratio	Our No.	Note	OEM No.	Description
3.08			217978	C & P (37/12)
3.25			217979	C & P (39/12)
3.36			217980	C & P (37/11)
3.55	217981AM		217981	C & P (39/11)
3.73	217982AM		217982	C & P (37/10)
3.90	217983AM		217983	C & P (39/10)
4.11	217984AM		217984	C & P (37/9)
4.33	217985AM		217985	C & P (39/9)
4.56	217986AM		217986	C & P (41/9)
4.88	217987AM		217987	C & P (39/8)
5.29	217988AM		217988	C & P (37/7)
5.57			217989	C & P (39/7)
6.14			217990	C & P (43/7)
6.50			217991	C & P (39/6)
7.17			217992	C & P (43/6)

(Note 3) Pinion Nut (2)126182, No Washer



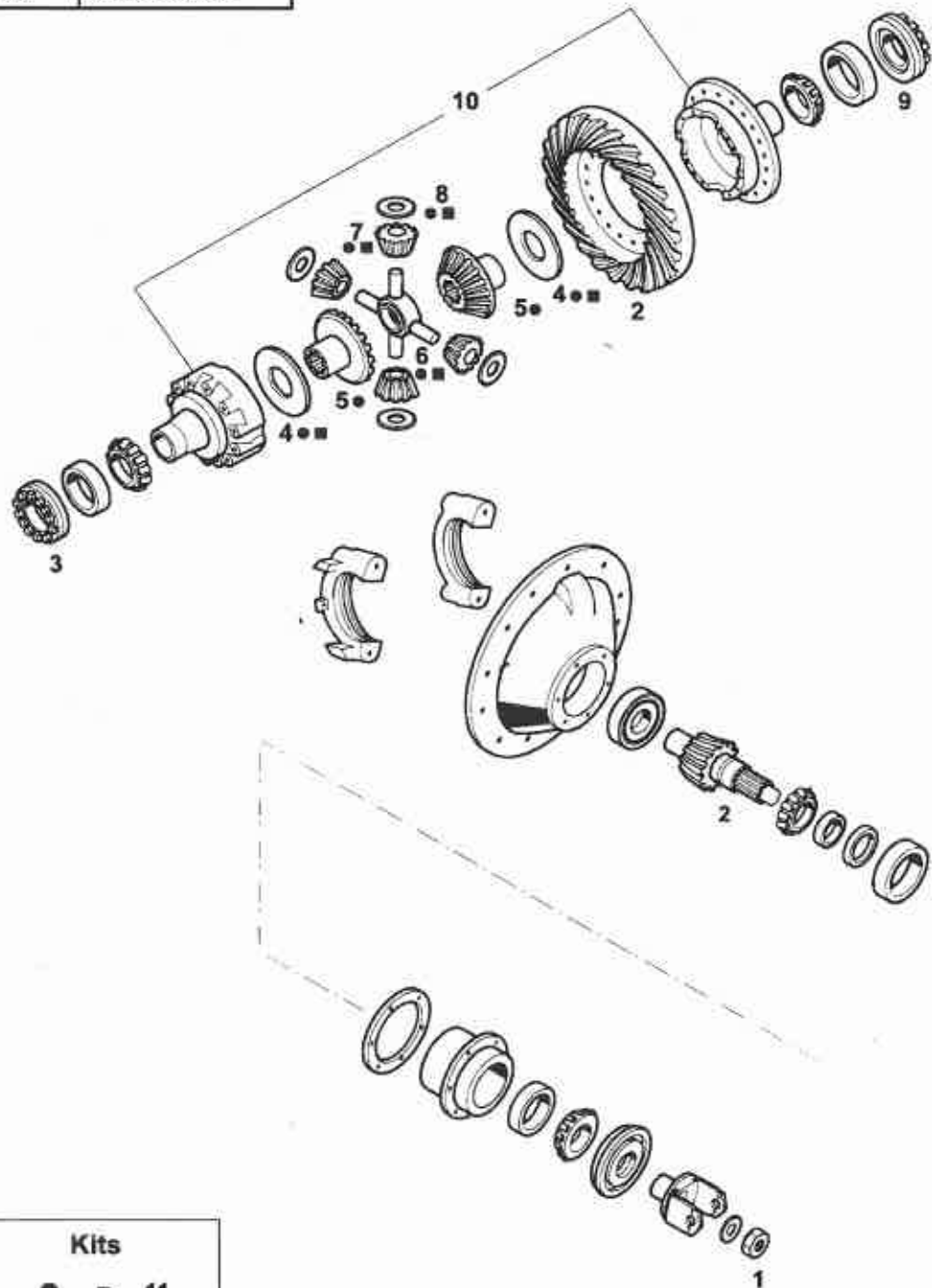
# REAR AXLE

## Single Reduction

From 30RS →

Up to 451RS ←

MODELS	
30RS	401RS Before 6/89
34RS/38RS	402RS Before 6/89
44RS Late Version	451RS Before 6/89
340/380/400 RS	341RS After 6/89
341RS Before 6/89	402RS After 6/89
381RS Before 6/89	451RS After 6/89





# REAR AXLE

## Single Reduction

From 30RS →  
Up to 451RS ←

Fig.	Our No.	OEM No.	Description	Note	30RS/38RS	34RS/38RS	44RS Late Version	340-380-400RS	341RS Before 6/89	381RS Before 6/89	401RS Before 6/89	402RS Before 6/89	451RS Before 6/89	341RS After 6/89	402RS After 6/89	451RS After 6/89
1	95204	95204	NUT 1" 1/8-18 UNEF													
1	95206	95206	NUT 1" 1/2-18 UNEF	(1)												
1	95205	95205	NUT 1" 1/2-12 UNEF	(2)												
1	95262	95262	NUT 1" 3/4-12 UN													
1	95206	95206	NUT 1" 1/2-18 UNEF													
1	127589	127589	NUT	(3)												
2		C&P	PAGE 66-67													
3	33682AM	33682	DIFF BEARING ADJUSTER RH	(* R *)												
3	27842AM	27842	DIFF BEARING ADJUSTER RH													
3	21637AM	21637	DIFF BEARING ADJUSTER RH													
3	110243AM	110243	DIFF BEARING ADJUSTER RH													
4	18346	18346	THRUST WASHER													
4	27827	27827	THRUST WASHER													
4	27274	27274	THRUST WASHER													
5	64939AM	64939	SIDE GEAR 18T - 16 SPL	ANG (* R *)												
5	64944AM	64944	SIDE GEAR 18T - 16 SPL	STR (* R *)												
5	37072AM	37072	SIDE GEAR 18T - 16 SPL	STR 34												
5	37069AM	37069	SIDE GEAR 18T - 16 SPL	STR 38												
5	86784AM	86784	SIDE GEAR	INV												
5	37072AM	37072	SIDE GEAR 18T - 16 SPL	STR 340												
5	37069AM	37069	SIDE GEAR 18T - 16 SPL	STR 380												
5	85486AM	85486	SIDE GEAR 18T - 33 SPL	INV 400												
5	110525AM	110525	SIDE GEAR 18T - 39 SPL	INV												
5	110527AM	110527	SIDE GEAR 18T - 41 SPL	INV												
5	85486AM	85486	SIDE GEAR 18T - 33 SPL	INV												
6	25971AM	25971	DIFF SPIDER													
6	38289AM	38289	DIFF SPIDER													
6	86778AM	86778	DIFF SPIDER													
7	64941AM	64941	PINION GEAR 10T													
7	86780AM	86780	PINION GEAR 10T													
7	104139AM	104139	PINION GEAR 10T													
8	64467	64467	THRUST WASHER													
8	27810	27810	THRUST WASHER													
8	86781	86781	THRUST WASHER													
9	31562AM	31562	DIFF BEARING ADJUSTER LH													

- (1) FOR C&P RATIOS FROM 3.70 TO 4.33 (1 31/32" SPL)
- (2) FOR C&P RATIOS FROM 4.33 TO 7.17 (1 3/4" SPL)
- (3) ONLY FOR MODELS BUILT AFTER 1/95
- (\*) SEE PAGE 68-69 FOR THE BREAKDOWN OF THE COMPONENTS
- (\* R \*) SEE "ORIGINAL PART NUMBER REFERENCE" SECTION





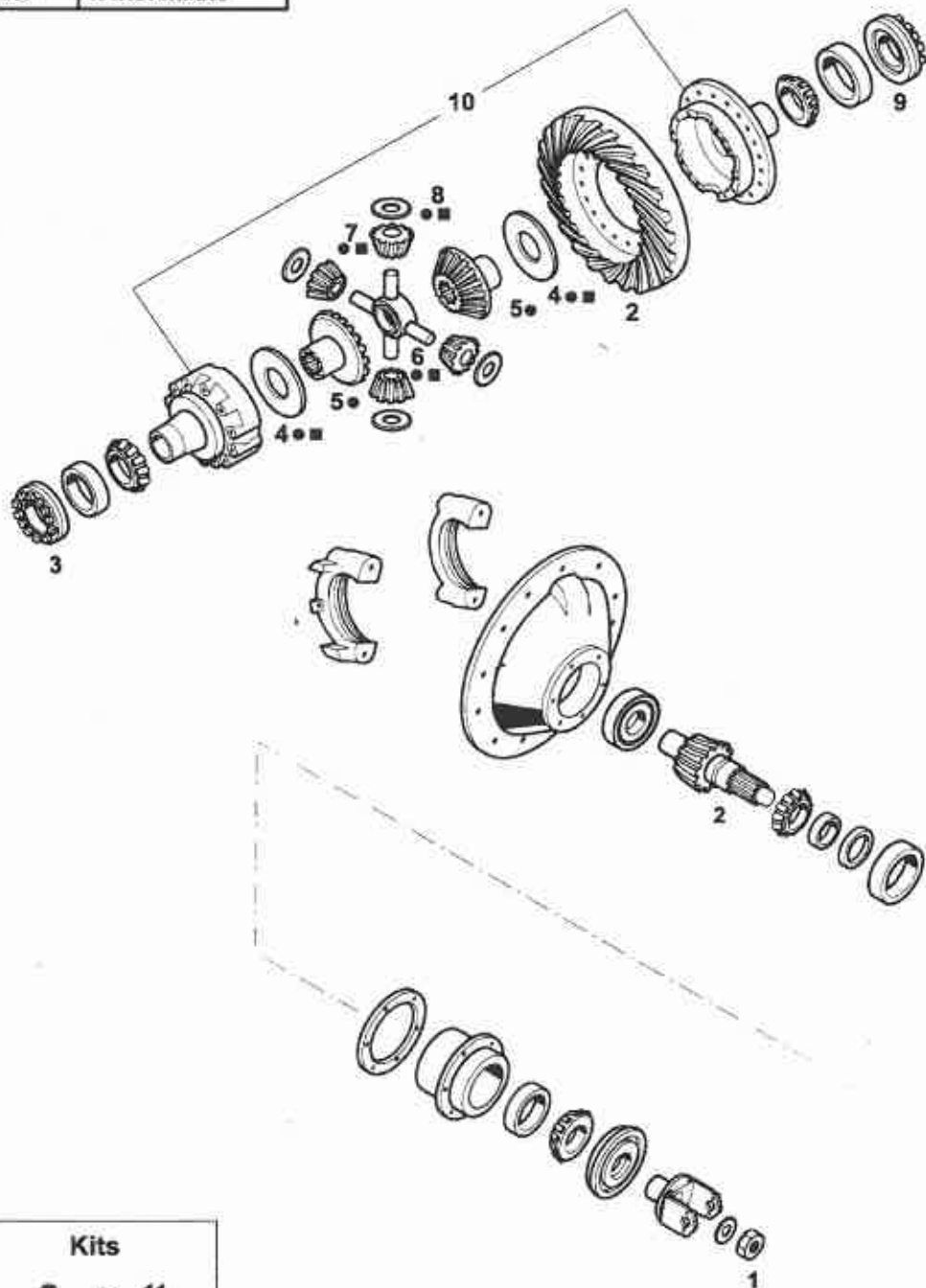
# REAR AXLE

## Single Reduction

From 30RS →

Up to 451RS ←

MODELS	
30RS	401RS Before 6/89
34RS/38RS	402RS Before 6/89
44RS Late Version	451RS Before 6/89
340/380/400 RS	341RS After 6/89
341RS Before 6/89	402RS After 6/89
381RS Before 6/89	451RS After 6/89





# REAR AXLE

## Single Reduction

From 30RS →  
Up to 451RS ←

Fig.	Our No.	OEM No.	Description	Note	30RS/38RS	34RS/38RS	44RS Late Version	340-380-400RS	341RS Before 6/89	381RS Before 6/89	401RS Before 6/89	402RS Before 6/89	451RS Before 6/89	341RS After 6/89	402RS After 6/89	451RS After 6/89
9	39448AM	39448	DIFF BEARING ADJUSTER LH													
10		68021	HOUSING DIFF (EMPTY W/SCREW)	ALL RATIO												
10		124374	HOUSING DIFF (EMPTY W/SCREW)	ALL RATIO												
10		98610	HOUSING DIFF (EMPTY W/SCREW)	3.70-4.11												
10		98611	HOUSING DIFF (EMPTY W/SCREW)	4.33-6.17												
10	106397AM	106397	HOUSING DIFF (EMPTY W/SCREW)	3.36-5.29												
10		124374	HOUSING DIFF (EMPTY W/SCREW)	5.57-7.17												
10	106397AM	106397	HOUSING DIFF (EMPTY W/SCREW)	3.36-5.29												
10		124374	HOUSING DIFF (EMPTY W/SCREW)	5.57-7.17												
10		212202	HOUSING DIFF (EMPTY W/SCREW)	3.08-3.25												
10	106397AM	106397	HOUSING DIFF (EMPTY W/SCREW)	3.36-5.29												
10		124374	HOUSING DIFF (EMPTY W/SCREW)	5.57-7.17												
11	98850AM	98850	DIFFERENTIAL GEAR KIT	(1)												
11	85358AM	85358	DIFFERENTIAL GEAR KIT	(1)												
11	98853AM	98853	DIFFERENTIAL GEAR KIT	(1)												
11		98609	DIFFERENTIAL GEAR KIT	(1)												
11	114469AM	114469	DIFFERENTIAL GEAR KIT	(1)												
11	114470AM	114470	DIFFERENTIAL GEAR KIT	(1)												
11	118748AM	118748	DIFFERENTIAL GEAR KIT	(1)												
11		118749	DIFFERENTIAL GEAR KIT	(1)												

- (1) FOR C&P RATIOS FROM 3.70 TO 4.33 (1 31/32" SPL)
- (2) FOR C&P RATIOS FROM 4.33 TO 7.17 (1 3/4" SPL)
- (3) ONLY FOR MODELS BUILT AFTER 1/95
- (\*) SEE PAGE 68-69 FOR THE BREAKDOWN OF THE COMPONENTS
- (\* R \*) SEE "ORIGINAL PART NUMBER REFERENCE" SECTION



## REAR AXLE Single Reduction

From 30RS →  
Up to 451RS ←

### CROWN AND PINION SETS

Models: 30RSB-C Gear: 15"				
Ratio	Our No.	Note	OEM No.	Description
4.62		(* R *)	98124	C & P (37/8)
4.88			98125	C & P (39/8)
5.57	98126AM	(* R *)	98126	C & P (39/7)
6.14		(* R *)	98127	C & P (43/7)
6.50			98128	C & P (39/6)
7.17	98129AM	(* R *)	98129	C & P (43/6)
7.60			98130	C & P (38/5)

Models: 34RSB-C/38RSB-C Gear: 16"				
Ratio	Our No.	Note	OEM No.	Description
3.70	96619AM		96619	C & P (37/10)
4.11	96620AM		96620	C & P (37/9)
4.33	96621AM		96621	C & P (39/9)
4.56	96622AM		96622	C & P (41/9)
4.88	96623AM		96623	C & P (39/8)
5.29	96624AM		96624	C & P (37/7)
5.57	96625AM		96625	C & P (39/7)

Models: 34RSD-E/38RSD-E Gear: 16 1/2"				
Ratio	Our No.	Note	OEM No.	Description
6.14			96627	C & P (43/7)
6.50		(* R *)	96628	C & P (39/6)
7.17	119239AM	(* R *)	119239	C & P (43/6)
7.60	96630AM		96630	C & P (38/5)

Models: 44RS Gear: 18"				
Ratio	Our No.	Note	OEM No.	Description
3.70		(* R *)	98264	C & P (37/10)
4.11		(* R *)	98265	C & P (37/9)
4.33		(* R *)	98101	C & P (39/9)
4.56	98102AM	(* R *)	98102	C & P (41/9)
4.88	98103AM	(* R *)	98103	C & P (39/8)
5.43		(* R *)	98104	C & P (38/7)
6.17		(* R *)	98105	C & P (37/6)

Models: 340RS/380RS/400RS Gear: 16" (3.55 to 3.70), 16 1/2" (Over 3.70 ratio) <10 SPL pinion>				
Rat	Our No.	Note	OEM No.	Description
3.55	110864AM		110864	C & P (39/11)
3.70	96641AM		96641	C & P (37/10)
3.90	99749AM	(* R *)	99749	C & P (39/10)
4.11	96642AM		96642	C & P (37/9)
4.33	96643AM		96643	C & P (39/9)
4.56	96644AM		96644	C & P (41/9)
4.88	96645AM	(* R *)	96645	C & P (39/8)
5.29	96646AM	(* R *)	96646	C & P (37/7)
5.57		(* R *)	96647	C & P (39/7)
6.14	96648AM	(* R *)	96648	C & P (43/7)
6.50	96649AM	(* R *)	96649	C & P (39/6)
7.17	96650AM	(* R *)	96650	C & P (43/6)

(\* R \*) SEE "ORIGINAL PART NUMBER REFERENCE" SECTION



# REAR AXLE Single Reduction

From 30RS →  
Up to 451RS ←

## CROWN AND PINION SETS

Before 6/89

Models: 341RS/381RS/401RS/402RS/451RS Gear: 16" (3.36 to 3.70), 16 1/2" (Over 3.70 ratio) <41 SPL pinion>				
Ratio	Our No.	Note	OEM No.	Description
3.36		(* R *)	120763	C & P (37/11)
3.55	111501AM	(* R *)	111501	C & P (39/11)
3.70	111502AM	(* R *)	111502	C & P (37/10)
3.90	111503AM	(* R *)	111503	C & P (39/10)
4.11	111504AM	(* R *)	111504	C & P (37/9)
4.33	111505AM	(* R *)	111505	C & P (39/9)
4.56	111506AM	(* R *)	111506	C & P (41/9)
4.88	111507AM	(* R *)	111507	C & P (39/8)
5.29	111508AM	(* R *)	111508	C & P (37/7)
5.57		(* R *)	111509	C & P (39/7)
6.14		(* R *)	111510	C & P (43/7)
6.50		(* R *)	111511	C & P (39/6)
7.17		(* R *)	111512	C & P (43/6)

(Note 1) Pinion Nut 95206, Pilot Bearing 15828, Washer 56864

After 6/89 (For model 402RS from 6/89 to 1/95)

Models: 341RS/402RS/451RS Gear: 16" (3.08 to 3.70), 16 1/2" (Over 3.70 ratio) <41 SPL pinion>				
Ratio	Our No.	Note	OEM No.	Description
3.08			212902	C & P (37/12)
3.25			212146	C & P (39/12)
3.36	127252AM	(* R *)	127252	C & P (37/11)
3.55			127253	C & P (39/11)
3.70			127254	C & P (37/10)
3.90			127255	C & P (39/10)
4.11			127256	C & P (37/9)
4.33			127257	C & P (39/9)
4.56			127258	C & P (41/9)
4.88			127259	C & P (39/8)
5.29			127260	C & P (37/7)
5.57			127261	C & P (39/7)
6.14			127262	C & P (43/7)
6.50			127263	C & P (39/6)
7.17			127264	C & P (43/6)

(Note 2) Pinion Nut 95206, Pilot Bearing 127015, Washer 56864

Latest Execution – After 1/95

Models: 402RS Gear: 16" (3.08-3.70), 16 1/2" (Over 3.70 ratio) <41 SPL pinion>				
Ratio	Our No.	Note	OEM No.	Description
3.08			217994	C & P (37/12)
3.25			217995	C & P (39/12)
3.36			217996	C & P (37/11)
3.55			217997	C & P (39/11)
3.70			217998	C & P (37/10)
3.90			217999	C & P (39/10)
4.11			218000	C & P (37/9)
4.33			218001	C & P (39/9)
4.56			218002	C & P (41/9)
4.88			218003	C & P (39/8)
5.29			218004	C & P (37/7)
5.57			218005	C & P (39/7)
6.14			218006	C & P (43/7)
6.50			218007	C & P (39/6)
7.17			218008	C & P (43/6)

(Note 3) Pinion Nut 127589, Pilot Bearing 129175, No Washer

(\* R \*) SEE "ORIGINAL PART NUMBER REFERENCE" SECTION



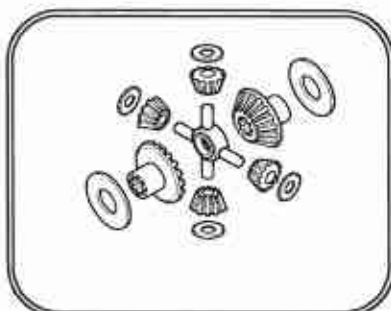
# FORWARD & REAR AXLE

## Single Reduction

From 30DS →

Up to 451RS ←

### WHEEL DIFFERENTIAL KITS



Our No: 98850AM		OEM No: 98850	
Models: 34DS/340DS/34RS/340RS			
Our No.	OEM No.	Description	Qty
38289AM	38289	DIFF SPIDER	1
37072AM	37072	SIDE GEAR (18T - 16 SPL)	2
27827	27827	THRUST WASHER	2
104139AM	104139	PINION GEAR (10T)	4
27810	27810	THRUST WASHER	4

Our No: 85358AM		OEM No: 85358	
Models: 38DS/380(P) DS/38RS/380RS			
Our No.	OEM No.	Description	Qty
38289AM	38289	DIFF SPIDER	1
37069AM	37069	SIDE GEAR (18T - 16 SPL)	2
27827	27827	THRUST WASHER	2
104139AM	104139	PINION GEAR (10T)	4
27810	27810	THRUST WASHER	4

Our No: 98853AM		OEM No: 98853	
Models: 400-P DS/401-P DS/451-P DS/400RS/401RS/451RS			
Our No.	OEM No.	Description	Qty
38289AM	38289	DIFF SPIDER	1
85486AM	85486	SIDE GEAR (18T - 33 SPL)	2
27827	27827	THRUST WASHER	2
104139AM	104139	PINION GEAR (10T)	4
27810	27810	THRUST WASHER	4

Our No: 114469AM		OEM No: 114469	
Models: 341DS/341RS			
Our No.	OEM No.	Description	Qty
38289AM	38289	DIFF SPIDER	1
110525AM	110525	SIDE GEAR (18T - 39 SPL)	2
27827	27827	THRUST WASHER	2
104139AM	104139	PINION GEAR (10T)	4
27810	27810	THRUST WASHER	4

Our No: 114470AM		OEM No: 114470	
Models: 381(P) DS/402(P) DS/381RS/402RS			
Our No.	OEM No.	Description	Qty
38289AM	38289	DIFF SPIDER	1
110527AM	110527	SIDE GEAR (18T - 41 SPL)	2
27827	27827	THRUST WASHER	2
104139AM	104139	PINION GEAR (10T)	4
27810	27810	THRUST WASHER	4

Our No:		OEM No: 98609	
Models: 44DS/44RS			
Our No.	OEM No.	Description	Qty
86778AM	86778	DIFF SPIDER	1
86784AM	86784	SIDE GEAR	2
27274	27274	THRUST WASHER	2
86780AM	86780	PINION GEAR (10T)	4
86781	86781	THRUST WASHER	4

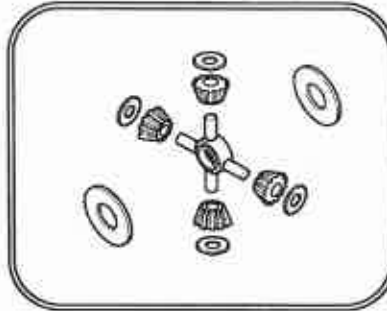


**FORWARD & REAR AXLE**  
**Single Reduction**

From 30DS →

Up to 451RS ←

**WHEEL DIFFERENTIAL KITS**



Our No: 118748AM		OEM No: 118748	
Models: 34DS/38DS/340DS/380(P) DS/400-P DS/341DS 381(P) DS/401-P DS/402(P) DS/451-P DS 34RS/38RS/340RS/380RS/400RS/341RS 381RS/401RS/402RS/451RS			
Our No.	OEM No.	Description	Qty
38289AM	38289	DIFF SPIDER	1
27827	27827	THRUST WASHER	2
104139AM	104139	PINION GEAR (10T)	4
27810	27810	THRUST WASHER	4

Our No:		OEM No: 118749	
Models: 44DS/44RS			
Our No.	OEM No.	Description	Qty
86778AM	86778	DIFF SPIDER	1
27274	27274	THRUST WASHER	2
86780AM	86780	PINION GEAR (10T)	4
86781	86781	THRUST WASHER	4

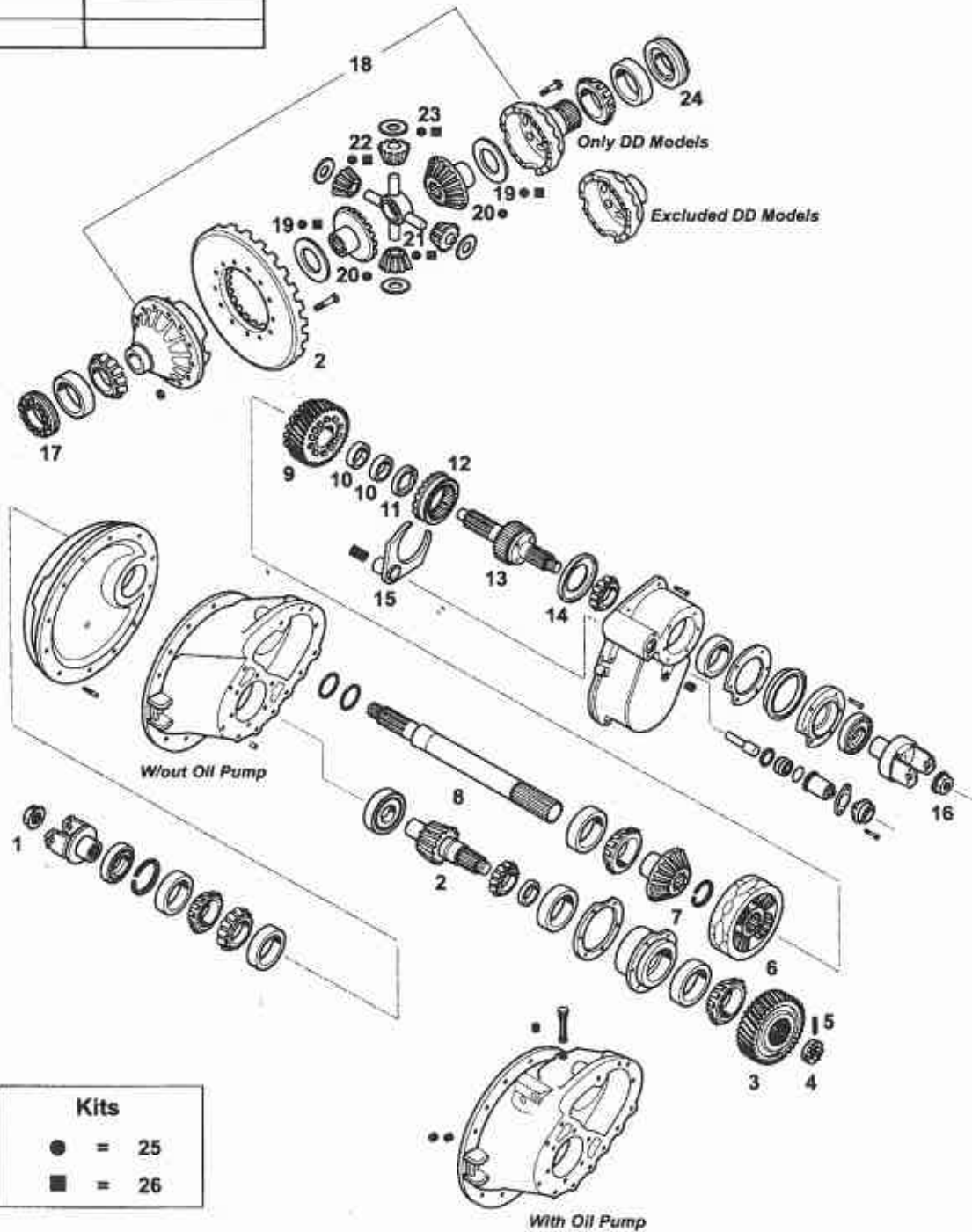


# FORWARD AXLE

## Single Reduction

From DA344 →  
Up to DD454-P ←

MODELS	
DA344	DD454-P
DS344	
DA404(P)	
DS404(P)	
DS454-P	
DD404(P)	





# FORWARD AXLE

## Single Reduction

From DA344 →  
Up to DD454-P ←

Fig.	Our No.	OEM No.	Description	Note	DA344	DS344	DA404(P)	DS404(P)	DS454-P	DD404(P)	DD454-P									
1	127588	127588	NUT																	
2		C&P	PAGE 74																	
3		127523	HELICAL GEAR																	
4	126182	126182	NUT M42X1.5																	
5	118807	118807	ROLL PIN 6.55X63.5																	
6		128634	DIFFERENTIAL CASE (COMPLETE)	WO PUMP																
6		128633	DIFFERENTIAL CASE (COMPLETE)	WI PUMP (* R *)																
7		127645	SIDE GEAR																	
8		216227	OUTPUT SHAFT KIT																	
9		127495	HELICAL GEAR W/ BUSHING																	
10		127543	BUSHING																	
11		128702	WASHER																	
12		127510	SLIDING CLUTCH GEAR																	
13		216226	INPUT SHAFT KIT																	
14		128700	OIL RETAINER																	
15		127506	FORK																	
16		128049	NUT																	
17		129055	DIFF BEARING ADJUSTER																	
17		127410	DIFF BEARING ADJUSTER																	
17		128428	DIFF BEARING ADJUSTER																	
18		216230	DIFF HOUSING (EMPTY W/SCREW)	2.64-3.25																
18		216231	DIFF HOUSING (EMPTY W/SCREW)	3.36-3.90 (* R *)																
18		216232	DIFF HOUSING (EMPTY W/SCREW)	4.11-4.88 (* R *)																
18		216233	DIFF HOUSING (EMPTY W/SCREW)	5.29-6.50 (* R *)																
18		217166	DIFF HOUSING (EMPTY W/SCREW)	2.64-3.25																
18		217167	DIFF HOUSING (EMPTY W/SCREW)	3.36-3.90 (* R *)																
18		217168	DIFF HOUSING (EMPTY W/SCREW)	4.11-4.88 (* R *)																
18		217169	DIFF HOUSING (EMPTY W/SCREW)	5.29-6.50																
19	127386	127386	THRUST WASHER																	
20		127367	SIDE GEAR - 39 SPL	INV																
20		127368	SIDE GEAR - 41 SPL	INV																
20		127366	SIDE GEAR - 33 SPL	INV																
21		127359	SPIDER																	
22		127364	PINION GEAR																	
23	127369	127369	THRUST WASHER	(* R *)																

(\* ) SEE PAGE 79 FOR THE BREAKDOWN OF THE COMPONENTS  
(\* R \*) SEE "ORIGINAL PART NUMBER REFERENCE" SECTION



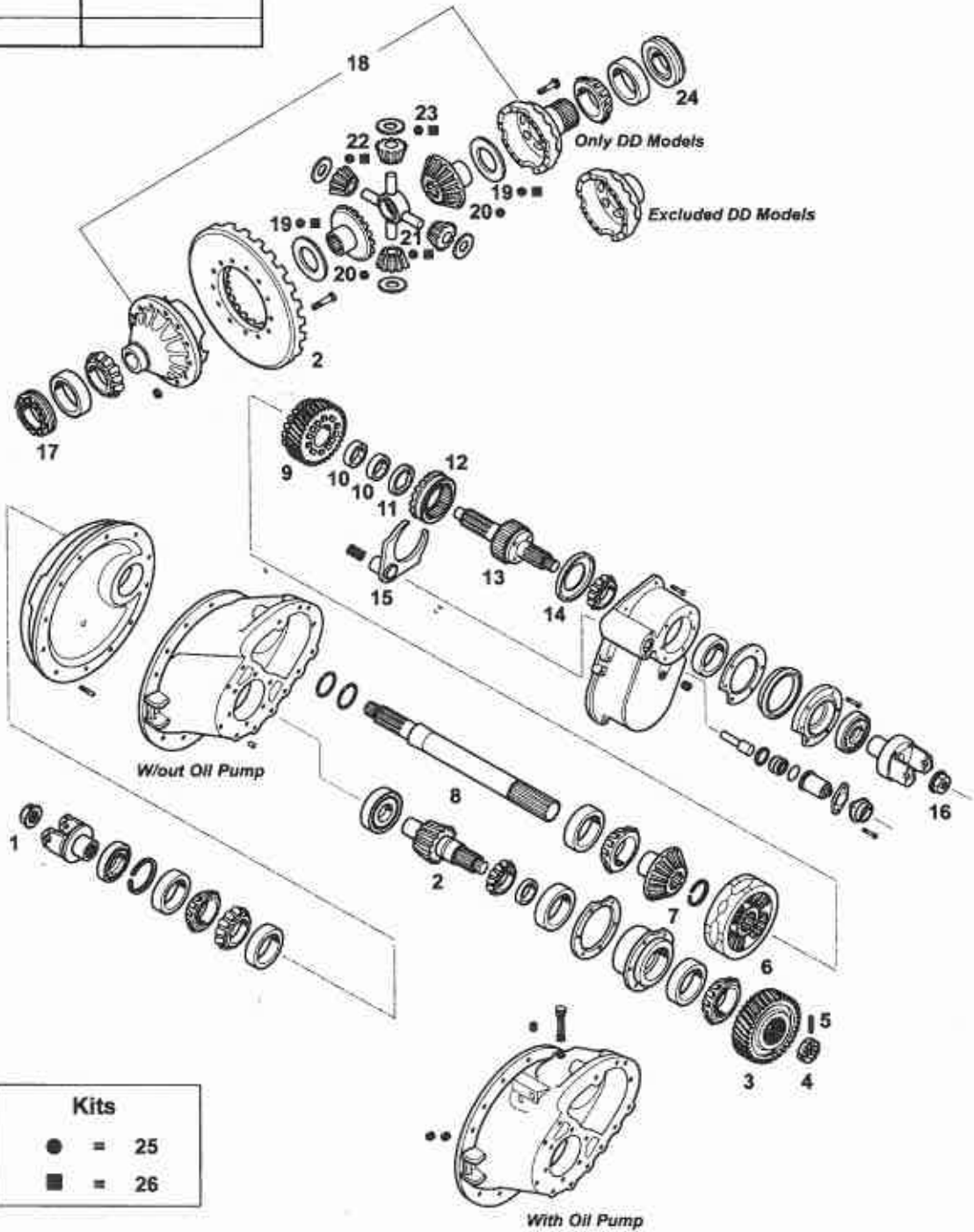


# FORWARD AXLE

## Single Reduction

From DA344 →  
Up to DD454-P ←

MODELS	
DA344	DD454-P
DS344	
DA404(P)	
DS404(P)	
DS454-P	
DD404(P)	





**FORWARD AXLE**  
**Single Reduction**

From DA344 →  
 Up to DD454-P ←

Fig.	Our No.	OEM No.	Description	Note	DA344	DS344	DA404(P)	DS404(P)	DS454-P	DD404(P)	DD454-P						
24		129056	DIFF BEARING ADJUSTER														
24		128429	DIFF BEARING ADJUSTER														
24		127412	DIFF BEARING ADJUSTER	(*R*)													
24		128616	DIFF BEARING ADJUSTER														
25		217461	DIFFERENTIAL GEAR KIT	(*)													
25		216229	DIFFERENTIAL GEAR KIT	(*)													
25		217462	DIFFERENTIAL GEAR KIT	(*)(*R*)													
26		216228	DIFFERENTIAL GEAR KIT	(*)													

(\* ) SEE PAGE 79 FOR THE BREAKDOWN OF THE COMPONENTS.  
 (\*R\*) SEE "ORIGINAL PART NUMBER REFERENCE" SECTION



## FORWARD AXLE Single Reduction

From DA344 →  
Up to DD454-P ←

### CROWN AND PINION SETS

Models: DA/DS344, DA/DS/DD404(P), DS/DD454-P Gear: 15"

Rat	Our No.	OEM No.	Description
2.64		211462	CROWN & PINION (37/14)
2.85		211463	CROWN & PINION (37/13)
3.08		211464	CROWN & PINION (37/12)
3.25		211465	CROWN & PINION (39/12)
3.36		211466	CROWN & PINION (37/11)
3.55		211467	CROWN & PINION (39/11)
3.70		211468	CROWN & PINION (37/10)
3.90		211469	CROWN & PINION (39/10)
4.11		211470	CROWN & PINION (37/9)
4.33		211471	CROWN & PINION (39/9)
4.63		211472	CROWN & PINION (37/8)
4.88		211473	CROWN & PINION (39/8)
5.29		211474	CROWN & PINION (37/7)
5.57		211475	CROWN & PINION (39/7)
6.17		211476	CROWN & PINION (37/6)
6.50		211477	CROWN & PINION (39/6)



**FORWARD AXLE**  
**Single Reduction**

From DA344 →

Up to DD454-P ←



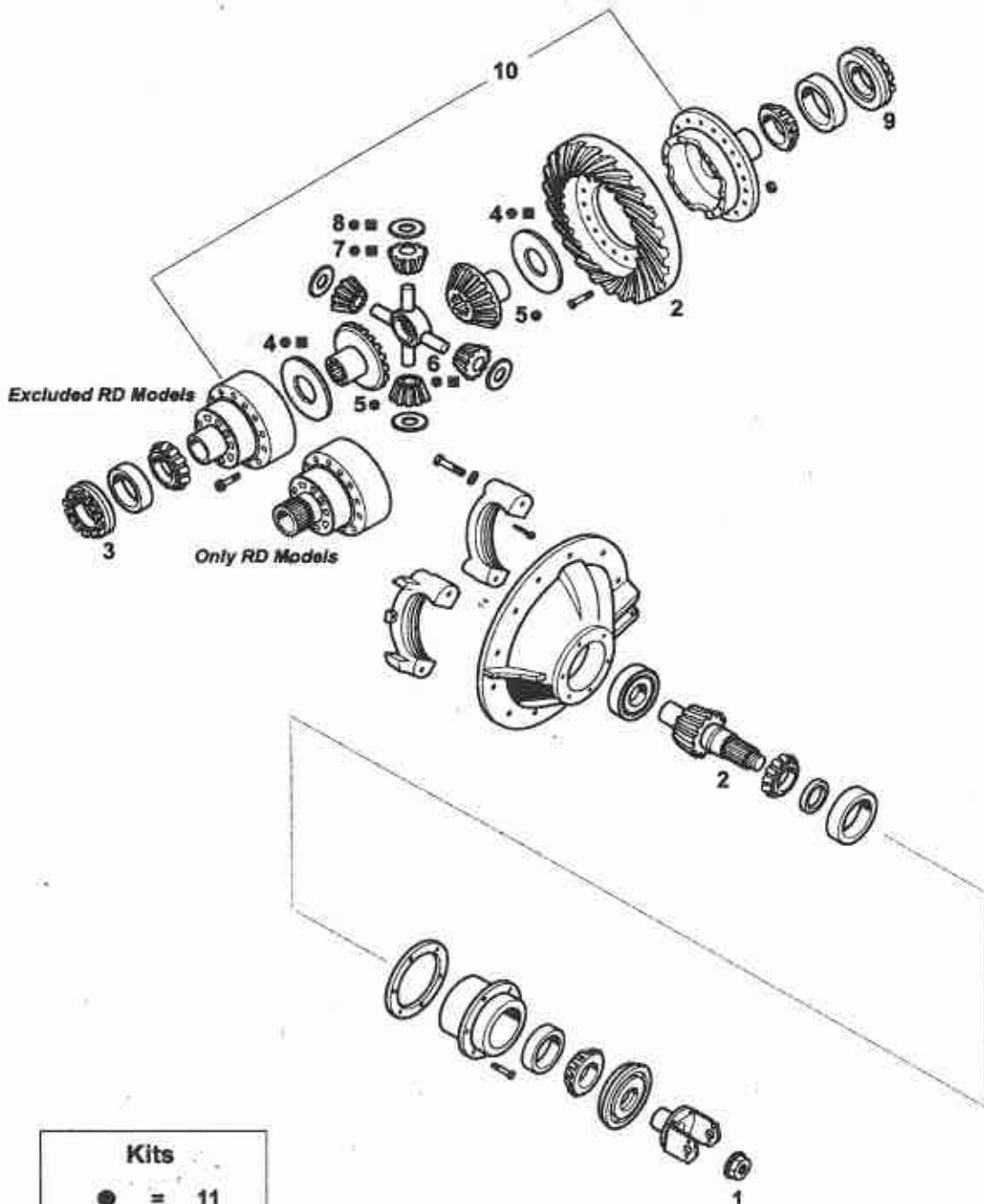
# REAR AXLE

## Single Reduction

From RA344 →

Up to RD454 ←

MODELS	
RA344	RD454
RS344	
RA404	
RS404	
RS454	
RD404	



Kits	
●	= 11
■	= 12



# REAR AXLE

## Single Reduction

From RA344 →

Up to RD454 ←

Fig.	Our No.	OEM No.	Description	Note	RA344	RS344	RA404	RS404	RS454	RD404	RD454								
1		127589	NUT																
2		C&P	PAGE 78																
3		129056	DIFF BEARING ADJUSTER																
3		128429	DIFF BEARING ADJUSTER																
3		127412	DIFF BEARING ADJUSTER																
3		128616	DIFF BEARING ADJUSTER																
4		127386	THRUST WASHER																
5		127367	SIDE GEAR - 39 SPL	INV															
5		127368	SIDE GEAR - 41 SPL	INV															
5		127366	SIDE GEAR - 33 SPL	INV															
6		127359	DIFF SPIDER																
7		127364	PINION GEAR																
8		127369	THRUST WASHER																
9		127410	DIFF BEARING ADJUSTER																
9		128428	DIFF BEARING ADJUSTER																
10		216230	DIFF HOUSING (EMPTY W/SCREW)	2.64-3.25															
10		216231	DIFF HOUSING (EMPTY W/SCREW)	3.36-3.90															
10		216232	DIFF HOUSING (EMPTY W/SCREW)	4.11-4.88															
10		216233	DIFF HOUSING (EMPTY W/SCREW)	5.29-6.50															
10		217166	DIFF HOUSING (EMPTY W/SCREW)	2.64-3.25															
10		217167	DIFF HOUSING (EMPTY W/SCREW)	3.36-3.90															
10		217168	DIFF HOUSING (EMPTY W/SCREW)	4.11-4.88															
10		217169	DIFF HOUSING (EMPTY W/SCREW)	5.29-6.50															
11		217461	DIFFERENTIAL GEAR KIT	(*)															
11		216229	DIFFERENTIAL GEAR KIT	(*)															
11		217462	DIFFERENTIAL GEAR KIT	(*)															
12		216228	DIFFERENTIAL GEAR KIT	(*)															

(\*) SEE PAGE 79 FOR THE BREAKDOWN OF THE COMPONENTS



## REAR AXLE Single Reduction

From RA344 →

Up to RD454 ←

### CROWN AND PINION SETS

Models: RA/RS344, RA/RS/RD404, RS/RD454 Gear: 15"			
Rat	Our No.	OEM No.	Description
2.64		211478	CROWN & PINION (37/14)
2.85		211479	CROWN & PINION (37/13)
3.08		211480	CROWN & PINION (37/12)
3.25		211481	CROWN & PINION (39/12)
3.36		211482	CROWN & PINION (37/11)
3.55		211483	CROWN & PINION (39/11)
3.70		211484	CROWN & PINION (37/10)
3.90		211485	CROWN & PINION (39/10)
4.11		211486	CROWN & PINION (37/9)
4.33		211487	CROWN & PINION (39/9)
4.63		211488	CROWN & PINION (37/8)
4.88		211489	CROWN & PINION (39/8)
5.29		211490	CROWN & PINION (37/7)
5.57		211491	CROWN & PINION (39/7)
6.17		211492	CROWN & PINION (37/6)
6.50		211493	CROWN & PINION (39/6)

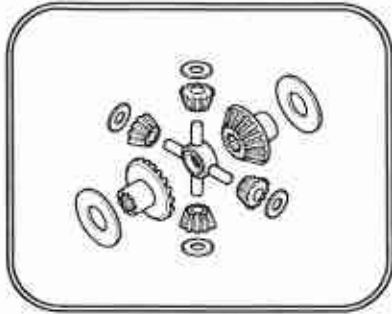


# REAR AXLE Single Reduction

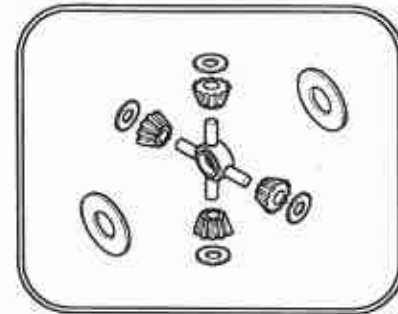
From RA344 →

Up to RD454 ←

## WHEEL DIFFERENTIAL KITS



WITH SIDE GEARS



WITHOUT SIDE GEARS

### WITH SIDE GEARS

Our No:		OEM No: 217461	
Models: DA/DS/RA/RS344			
Our No.	OEM No.	Description	Qty
	127359	DIFF SPIDER	1
	127367	SIDE GEAR (39 SPL)	2
127386	127386	THRUST WASHER	2
	127364	PINION GEAR	4
127369	127369	THRUST WASHER	4

Our No:		OEM No: 216229	
Models: DA/DS/DD404(P), RA/RS/RD404, DS454-P, RS454			
Our No.	OEM No.	Description	Qty
	127359	DIFF SPIDER	1
	127368	SIDE GEAR (41 SPL)	2
127386	127386	THRUST WASHER	2
	127364	PINION GEAR	4
127369	127369	THRUST WASHER	4

### WITH SIDE GEARS

Our No:		OEM No: 217462	
Models: DD454-P/RD454			
Our No.	OEM No.	Description	Qty
	127359	DIFF SPIDER	1
	127366	SIDE GEAR (33 SPL)	2
127386	127386	THRUST WASHER	2
	127364	PINION GEAR	4
127369	127369	THRUST WASHER	4

### WITHOUT SIDE GEARS

Our No:		OEM No: 216228	
Models: DA/DS334, DA/DS/DD 404(P), DS/DD454-P, RA/RS344, RA/RS/RD404, RS/RD454			
Our No.	OEM No.	Description	Qty
	127359	DIFF SPIDER	1
127386	127386	THRUST WASHER	2
	127364	PINION GEAR	4
127369	127369	THRUST WASHER	4





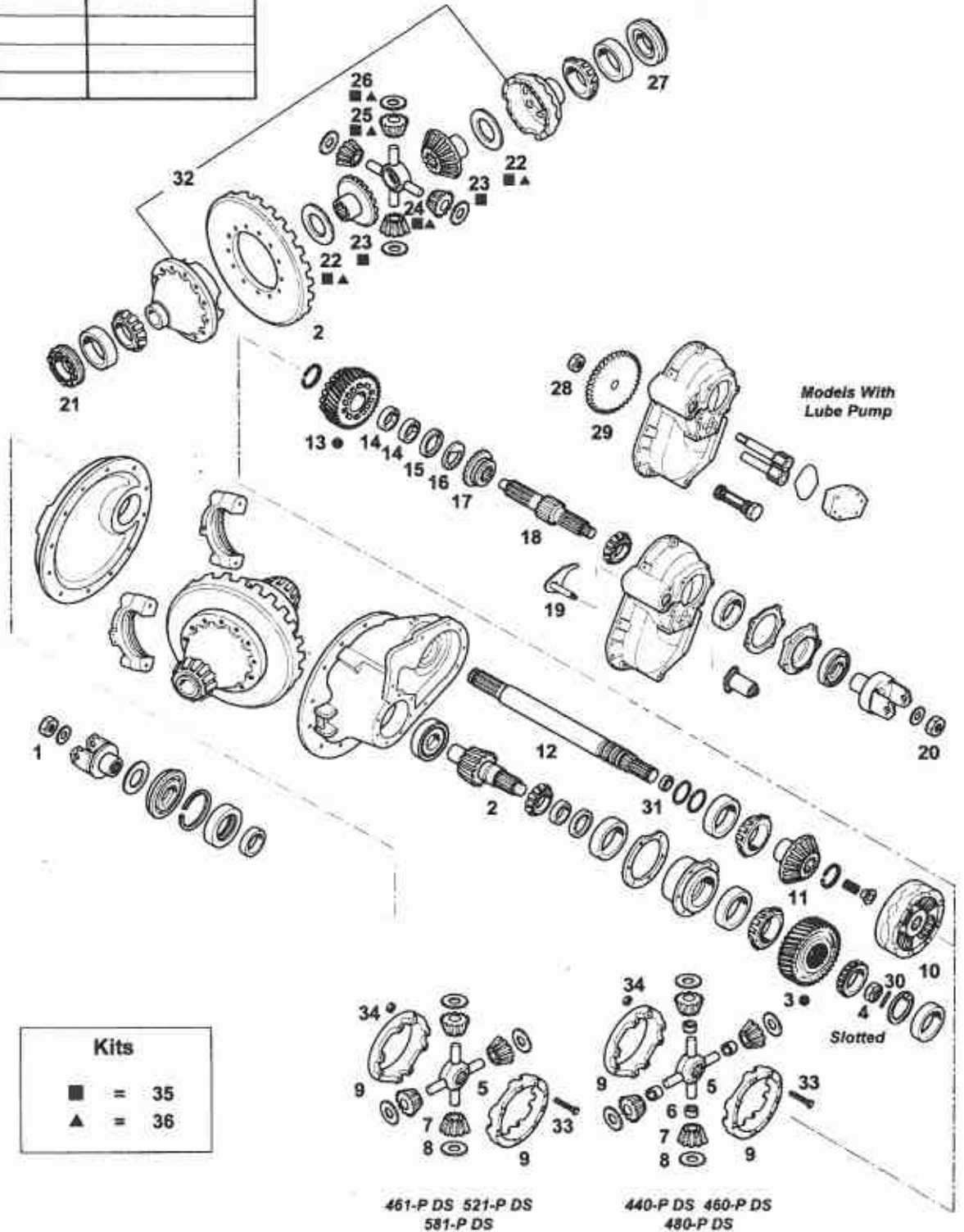
# FORWARD AXLE

Single Reduction

From 440-P DS →

Up to 581-P DS ←

MODELS	
440-P DS	
460-P DS	
461-P DS	
480-P DS	
521-P DS	
581-P DS	





# FORWARD AXLE Single Reduction

From 440-P DS →

Up to 581-P DS ←

Fig.	Our No.	OEM No.	Description	Note	440-P DS	460-P DS	461-P DS	480-P DS	521-P DS	581-P DS
1	95262	95262	NUT 1" 3/4-12 UN							
1	210508	210508	NUT M42X1.5							
2		C&P	PAGE 84							
3	113329AM	113329	HELICAL GEAR	(A)						
3	78915AM	78915	HELICAL GEAR 31T - 16 SPLINE	(B)						
3	119995AM	119995	HELICAL GEAR 32T - 41 SPLINE							
4		119353	NUT							
4	126182	126182	NUT M42X1.5							
5	95220AM	95220	DIFF SPIDER							
5	126152AM	126152	SPIDER							
6	95219	95219	PINION GEAR BUSHING							
7	95218AM	95218	PINION GEAR 10T							
8	27810	27810	THRUST WASHER							
8	126180	126180	THRUST WASHER							
9	106470AM	106470	WHEEL DIFF CASE KIT	(* R *)						
9	211252AM	211252	WHEEL DIFF CASE KIT							
10	104597AM	104597	DIFFERENTIAL CASE (COMPLETE)							
10	121681AM	121681	DIFFERENTIAL CASE (COMPLETE)							
11	78911AM	78911	SIDE GEAR 18T - 16 SPLINE							
12	104456AM	104456	OUTPUT SHAFT KIT 16 SPLINE							
12	122419AM	122419	OUTPUT SHAFT KIT 16 SPLINE							
13	113331AM	113331	HELICAL GEAR & BUSHING 32T	(A)						
13	78863AM	78863	HELICAL GEAR & BUSHING 31T	(B)						
13	113331AM	113331	HELICAL GEAR & BUSHING 32T							
14	75063	75063	BUSHING							
15	79034	79034	SIDE GEAR THRUST WASHER							
16	56360	56360	"D" WASHER							
17	119948AM	119948	SLIDING CLUTCH GEAR							
18		121314	INPUT SHAFT							
18	122418AM	122418	INPUT SHAFT 46 SPLINE							
19	103529AM	103529	SHIFT FORK							
20	95209	95209	NUT 1" 7/8 - 12 UN							
20	126155	126155	NUT M48X1.5							
21		79898	DIFF BEARING ADJUSTER RH							
21	39448AM	39448	DIFF BEARING ADJUSTER RH							

- (A) FOR CARRIER 110500
- (B) FOR CARRIER 103530
- (1) MODELS 440DS/460DS/480DS ONLY WITH CARRIER 110500
- (\*) SEE PAGE 89 FOR THE BREAKDOWN OF THE COMPONENTS
- (\* R \*) SEE "ORIGINAL PART NUMBER REFERENCE" SECTION



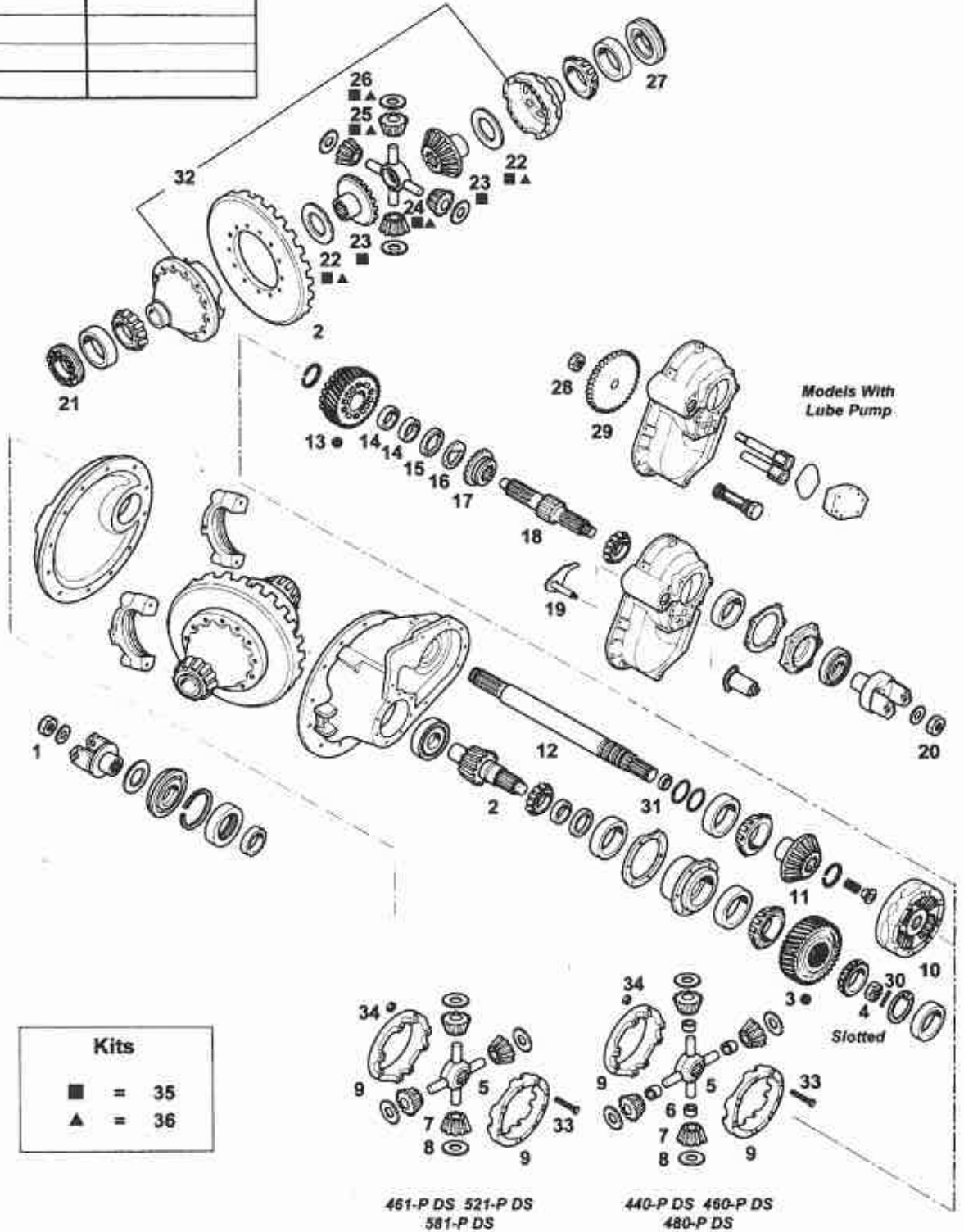
# FORWARD AXLE

## Single Reduction

From 440-P DS →

Up to 581-P DS ←

MODELS	
440-P DS	
460-P DS	
461-P DS	
480-P DS	
521-P DS	
581-P DS	





# FORWARD AXLE

## Single Reduction

From 440-P DS →

Up to 581-P DS ←

Fig.	Our No.	OEM No.	Description	Note	440-P DS	460-P DS	461-P DS	480-P DS	521-P DS	581-P DS											
22	18198	18198	THRUST WASHER																		
22	27274	27274	THRUST WASHER																		
23	98257AM	98257	SIDE GEAR 16T - 22 SPLINE	INV																	
23	110528AM	110528	SIDE GEAR 16T - 36 SPLINE	INV																	
23	86784AM	86784	SIDE GEAR	INV																	
23		93401	SIDE GEAR	INV																	
24	107371AM	107371	DIFF SPIDER																		
24	86778AM	86778	DIFF SPIDER																		
25	96900AM	96900	PINION GEAR 9T																		
25	86780AM	86780	PINION GEAR 10T																		
26	18199	18199	THRUST WASHER																		
26	86781	86781	THRUST WASHER																		
27	21637AM	21637	DIFF BEARING ADJUSTER RH																		
28		111451	NUT																		
29	119946AM	119946	PUMP DRIVE GEAR	(1)																	
30	118807	118807	ROLL PIN 6.55X63.5																		
31	48922	48922	BUSHING																		
32		104609	DIFF HOUSING (EMPTY W/SCREW)	ALL RATIO																	
32		98610	DIFF HOUSING (EMPTY W/SCREW)	3.75-4.11																	
32		121845	DIFF HOUSING (EMPTY W/SCREW)	4.33-6.67																	
33	57636	57636	SCREW																		
34	57637	57637	NUT																		
35	98581AM	98581	DIFFERENTIAL GEAR KIT	(*)																	
35	114474AM	114474	DIFFERENTIAL GEAR KIT	(*)																	
35		98609	DIFFERENTIAL GEAR KIT	(*)																	
35		114472	DIFFERENTIAL GEAR KIT	(*)																	
36	118750AM	118750	DIFFERENTIAL GEAR KIT	(*)																	
36		118749	DIFFERENTIAL GEAR KIT	(*)																	

- (A) FOR CARRIER 110500
- (B) FOR CARRIER 103530
- (1) MODELS 440DS/460DS/480DS ONLY WITH CARRIER 110500
- (\*) SEE PAGE 89 FOR THE BREAKDOWN OF THE COMPONENTS
- (\* R \*) SEE "ORIGINAL PART NUMBER REFERENCE" SECTION



**FORWARD AXLE**  
Single Reduction

From 440-P DS →

Up to 581-P DS ←

**CROWN AND PINION SETS**

Models: 440-P DS/460-P DS Gear: 17" (18" for R 3.70 & 4.88)				
Ratio	Our No.	Note	OEM No.	Description
3.70			95576	C & P (37/10)
3.90			104520	C & P (39/10)
4.11	104521AM		104521	C & P (37/9)
4.33	104522AM		104522	C & P (39/9)
4.62			104523	C & P (37/8)
4.88	95580AM		95580	C & P (39/8)
5.29	104524AM		104524	C & P (37/7)
6.17			104525	C & P (37/6)

Model: 480-P DS Gear: 18"				
Ratio	Our No.	Note	OEM No.	Description
3.70			98162	C & P (37/10)
4.11			98164	C & P (37/9)
4.33			95578	C & P (39/9)
4.56			95579	C & P (41/9)
4.88	95580AM		95580	C & P (39/8)
5.43	95581AM		95581	C & P (38/7)
6.17			95582	C & P (37/6)

Models: 461-P DS/521-P DS/581-P DS Gear: 18"				
Ratio	Our No.	Note	OEM No.	Description
3.55			122667	C & P (39/11)
3.70	122334AM		122334	C & P (37/10)
3.90	123333AM		123333	C & P (39/10)
4.11	122335AM		122335	C & P (37/9)
4.33	122336AM		122336	C & P (39/9)
4.56	122337AM		122337	C & P (41/9)
4.88	122338AM		122338	C & P (39/8)
5.29			211333	C & P (37/7)
5.43			122339	C & P (38/7)
6.17			122340	C & P (37/6)
6.50			212890	C & P (39/6)
6.67			213287	C & P (40/6)



## **FORWARD AXLE**

**Single Reduction**

**From 440-P DS →**

**Up to 581-P DS ←**



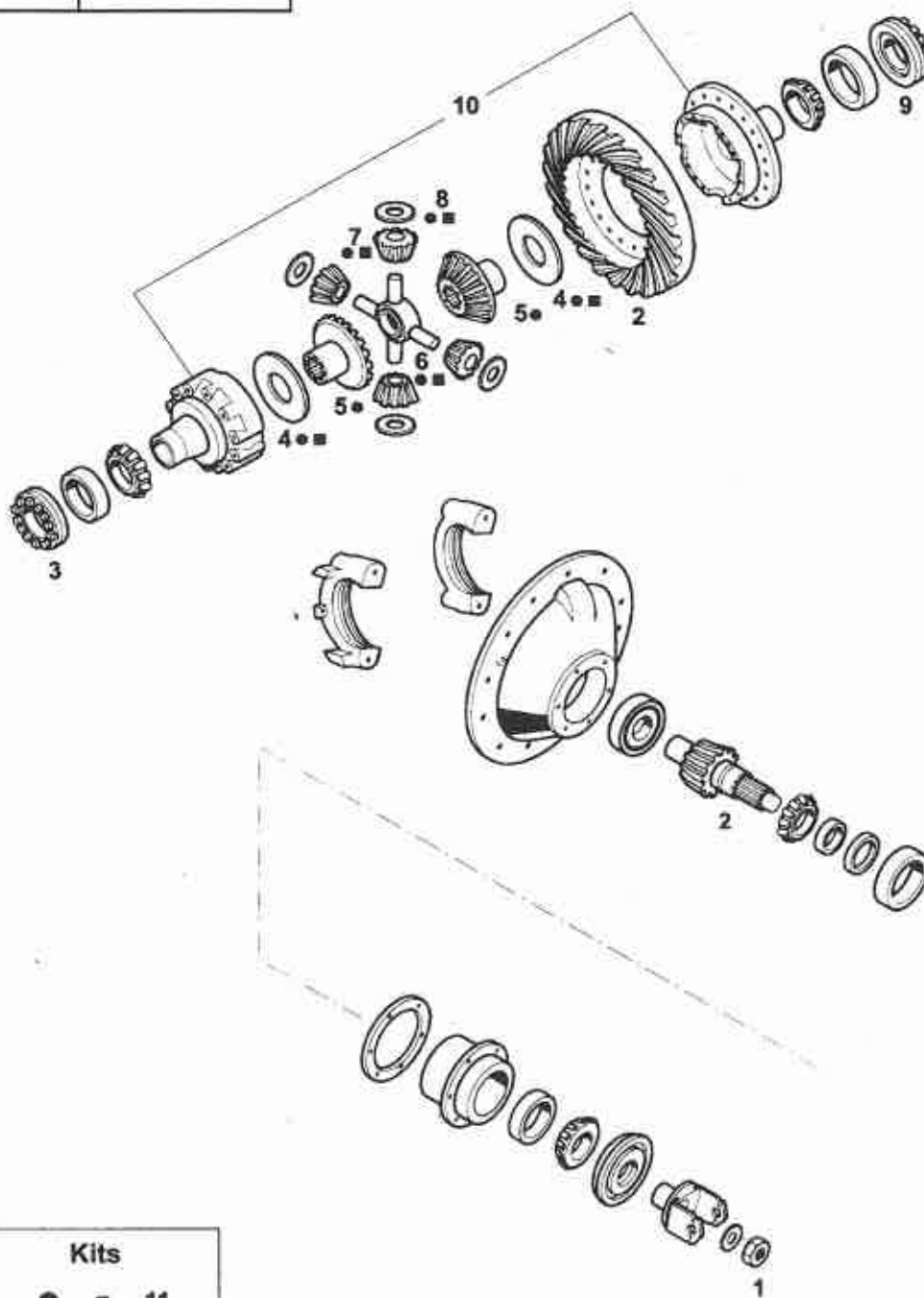
# REAR AXLE

## Single Reduction

From 440RS →

Up to 581RS ←

MODELS	
440RS	
460RS	
461RS	
480RS	
521RS	
581RS	



Kits	
●	= 11
■	= 12



# REAR AXLE

## Single Reduction

From 440RS →

Up to 581RS ←

Fig.	Our No.	OEM No.	Description	Note	440RS	460RS	461RS	480RS	521RS	581RS										
1	95262	95262	NUT 1" 3/4-12 UN																	
1	210508	210508	NUT M42X1.5																	
2		C&P	PAGE 88																	
3	21837AM	21637	DIFF BEARING ADJUSTER RH																	
4	18198	18198	THRUST WASHER																	
4	27274	27274	THRUST WASHER																	
5	98257AM	98257	SIDE GEAR 16T - 22 SPLINE	INV																
5	110528AM	110528	SIDE GEAR 16T - 36 SPLINE	INV																
5	86784AM	86784	SIDE GEAR	INV																
5		93401	SIDE GEAR	INV																
6	107371AM	107371	DIFF SPIDER																	
6	86778AM	86778	DIFF SPIDER																	
7	96900AM	96900	PINION GEAR 9T																	
7	86780AM	86780	PINION GEAR 10T																	
8	18199	18199	THRUST WASHER																	
8	86781	86781	THRUST WASHER																	
9	39448AM	39448	DIFF BEARING ADJUSTER LH																	
10		104609	DIFF HOUSING (EMPTY W/SCREW)	ALL RATIO																
10		98610	DIFF HOUSING (EMPTY W/SCREW)	3.70-4.11																
10		121845	DIFF HOUSING (EMPTY W/SCREW)	4.03-6.67																
11	98581AM	98581	DIFFERENTIAL GEAR KIT	(*)																
11	114474AM	114474	DIFFERENTIAL GEAR KIT	(*)																
11		98609	DIFFERENTIAL GEAR KIT	(*)																
11		114472	DIFFERENTIAL GEAR KIT	(*)																
12	118750AM	118750	DIFFERENTIAL GEAR KIT	(*)																
12		118749	DIFFERENTIAL GEAR KIT	(*)																

(\*) SEE PAGE 89 FOR THE BREAKDOWN OF THE COMPONENTS





**REAR AXLE**  
Single Reduction

From 440-P DS →

Up to 581RS ←

**CROWN AND PINION SETS**

Models: 440RS/460RS Gear: 18" (3.70 to 4.88), 17" (Over 4.88 ratio)				
Ratio	Our No.	Note	OEM No.	Description
3.70	98099AM		98099	C & P (37/10)
3.90			104532	C & P (39/10)
4.11			104533	C & P (37/9)
4.33			104534	C & P (39/9)
4.62			104535	C & P (37/8)
4.88	98103AM	(* R *)	98103	C & P (39/8)
5.29	104536AM		104536	C & P (37/7)
6.17			104537	C & P (37/6)

Models: 480RS Gear: 18"				
Ratio	Our No.	Note	OEM No.	Description
3.70		(* R *)	98264	C & P (37/10)
4.11		(* R *)	98265	C & P (37/9)
4.33		(* R *)	98101	C & P (39/9)
4.56	98102AM	(* R *)	98102	C & P (41/9)
4.88	98103AM	(* R *)	98103	C & P (39/8)
5.43		(* R *)	98104	C & P (38/7)
6.17		(* R *)	98105	C & P (37/6)

Models: RS461/RS521/RS581 Gear: 18"				
Ratio	Our No.	Note	OEM No.	Description
3.55			122668	C & P (39/11)
3.70	121887AM		121887	C & P (37/10)
3.90	123334AM		123334	C & P (39/10)
4.11	121888AM		121888	C & P (37/9)
4.33	121889AM		121889	C & P (39/9)
4.56	121890AM		121890	C & P (41/9)
4.88	121891AM		121891	C & P (39/8)
5.29			211335	C & P (37/7)
5.43			121892	C & P (38/7)
6.17			121893	C & P (37/6)
6.50			212891	C & P (39/6)
6.67			213288	C & P (40/6)

(\* R \*) SEE "ORIGINAL PART NUMBER REFERENCE" SECTION




# REAR AXLE Single Reduction

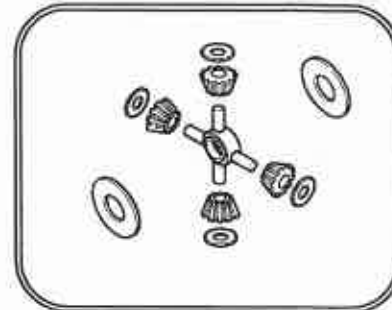
From 440-P DS →

← Up to 581RS

## WHEEL DIFFERENTIAL KITS



WITH SIDE GEARS



WITHOUT SIDE GEARS

### WITH SIDE GEARS

Our No: 98581AM		OEM No: 98581	
Models: 440-P DS/460-P DS/440RS/460RS			
Our No.	OEM No.	Description	Qty
107371AM	107371	DIFF SPIDER	1
98257AM	98257	SIDE GEAR (16T - 22 SPL)	2
18198	18198	THRUST WASHER	2
96900AM	96900	PINION GEAR (9T)	4
18199	18199	THRUST WASHER	4

Our No: 114474AM		OEM No: 114474	
Models: 440-P DS/460-P DS/440RS/460RS			
Our No.	OEM No.	Description	Qty
107371AM	107371	DIFF SPIDER	1
110528AM	110528	SIDE GEAR (16T - 36 SPL)	2
18198	18198	THRUST WASHER	2
96900AM	96900	PINION GEAR (9T)	4
18199	18199	THRUST WASHER	4

### WITH SIDE GEARS

Our No:		OEM No: 98609	
Models: 480-P DS/480RS			
Our No.	OEM No.	Description	Qty
86778AM	86778	DIFF SPIDER	1
86784AM	86784	SIDE GEAR	2
27274	27274	THRUST WASHER	2
86780AM	86780	PINION GEAR (10T)	4
86781	86781	THRUST WASHER	4

Our No:		OEM No: 114472	
Models: 461-P DS/480-P DS/521-P DS/581-P DS/461RS 480RS/521RS/581RS			
Our No.	OEM No.	Description	Qty
86778AM	86778	DIFF SPIDER	1
	93401	SIDE GEAR	2
27274	27274	THRUST WASHER	2
86780AM	86780	PINION GEAR (10T)	4
86781	86781	THRUST WASHER	4

### WITHOUT SIDE GEARS

Our No: 118750AM		OEM No: 118750	
Models: 440-P DS/460-P DS/440RS/460RS			
Our No.	OEM No.	Description	Qty
107371AM	107371	DIFF SPIDER	1
18198	18198	THRUST WASHER	2
96900AM	96900	PINION GEAR (9T)	4
18199	18199	THRUST WASHER	4

Our No:		OEM No: 118749	
Models: 461-P DS/480-P DS/521-P DS/581-P DS/461RS 480RS/521RS/581RS			
Our No.	OEM No.	Description	Qty
86778AM	86778	DIFF SPIDER	1
27274	27274	THRUST WASHER	2
86780AM	86780	PINION GEAR (10T)	4
86781	86781	THRUST WASHER	4



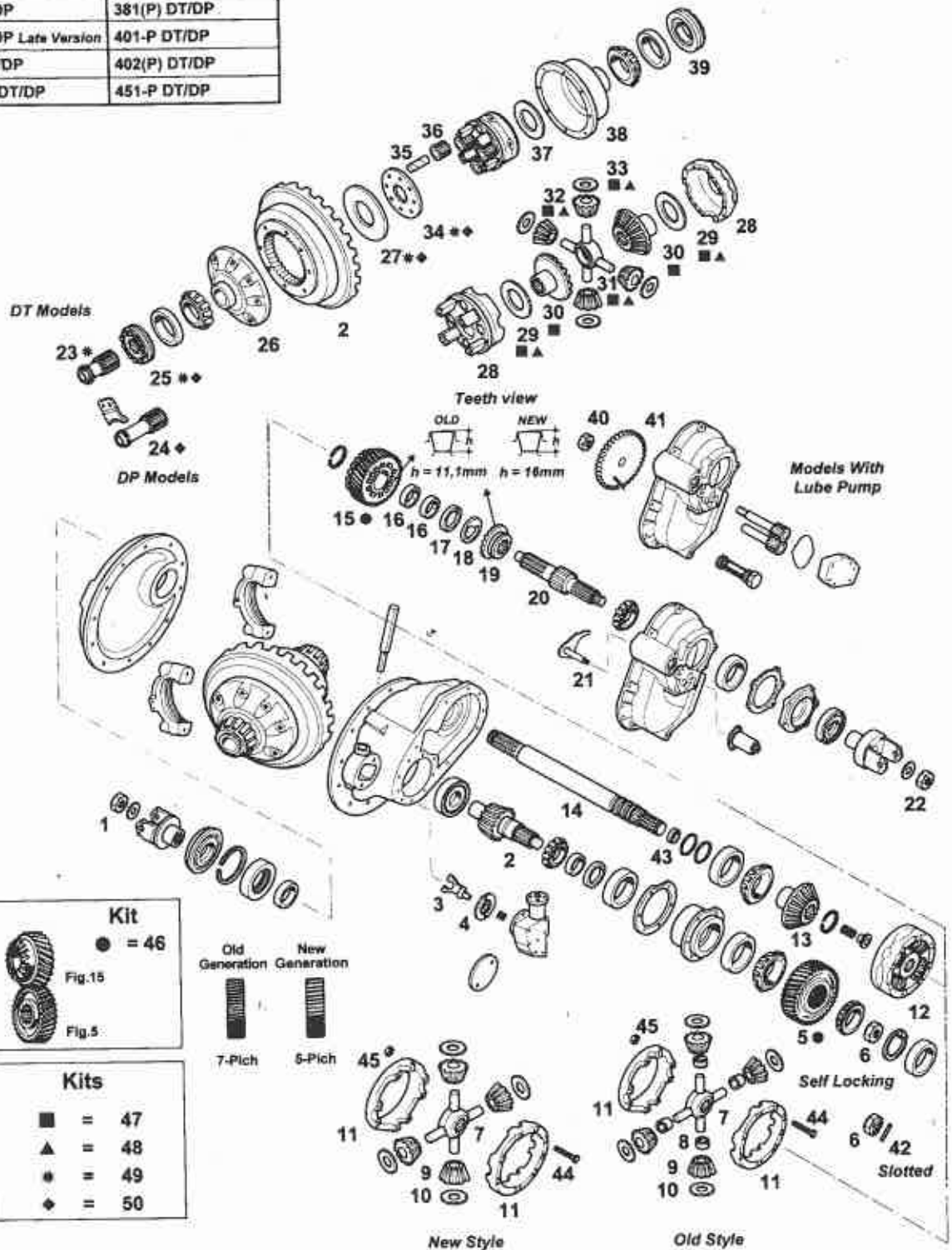
# FORWARD AXLE

## Double Reduction

From 30 DT/DP →  
Up to 451-P DT/DP ←

MODELS	
30 DT/DP	400-P DT/DP
34/38 DT/DP	341 DT/DP
42 DT/DP	381(P) DT/DP
44 DT/DP Late Version	401-P DT/DP
340 DT/DP	402(P) DT/DP
380(P) DT/DP	451-P DT/DP

1st GENERATION	2nd GENERATION	3rd GENERATION
30/34/38 DT/DP	340/380(P)/400-P DT/DP	341/381(P)/401-P DT/DP





# FORWARD AXLE

## Double Reduction

From 30 DT/DP →  
Up to 451-P DT/DP ←

Fig.	Our No.	OEM No.	Description	Note	30 DT/DP	34/38 DT/DP	42 DT/DP	44 DT/DP Late Vols	340 DT/DP	380(P) DT/DP	400-P DT/DP	341 DT/DP	381(P) DT/DP	401-P DT/DP	402(P) DT/DP	451-P DT/DP
1	95205	95205	NUT 1" 1/2-12 UNEF													
1	95262	95262	NUT 1" 3/4-12 UN													
2		C&P	PAGE 100-101													
3	32425AM	32425	FORK													
3	32613AM	32613	FORK													
3		84508	FORK													
4	119855	119855	COVER													
5		46763	HELICAL GEAR													
5	46977AM	46977	HELICAL GEAR 41T - 10 SPLINE	DPB/DTB												
5	74991AM	74991	HELICAL GEAR 41T - 10 SPLINE	DPD/DTD												
5	78915AM	78915	HELICAL GEAR 31T - 16 SPLINE													
5	74991AM	74991	HELICAL GEAR 41T - 10 SPLINE													
5	113556AM	113556	HELICAL GEAR 29T - 10 SPLINE	(X)												
5	110845AM	110845	HELICAL GEAR 29T - 41 SPLINE													
6	95206	95206	NUT 1" 1/2-18 UNEF	SELF-LCK												
6	118854	118854	NUT 1" 1/2-18 UNEF	SLOTTED												
6	95262	95262	NUT 1" 3/4-12 UN	SELF-LCK												
6		119353	NUT 1" 3/4-12 UN	SLOTTED												
6	95207	95207	NUT 1" 5/8-18 UNEF	SELF-LCK												
6	118806	118806	NUT 1" 5/8-18 UNEF	SLOTTED												
6	126182	126182	NUT M42X1.5	SLOT D (1)												
7	95212AM	95212	DIFF SPIDER													
7	95220AM	95220	DIFF SPIDER													
7	95216AM	95216	DIFF SPIDER	OLD STYL												
7	127783AM	127783	SPIDER	NEW STYL												
8	95211	95211	PINION GEAR BUSHING													
8	95219	95219	PINION GEAR BUSHING													
8	95215	95215	PINION GEAR BUSHING	OLD STYL												
9	95210AM	95210	PINION GEAR 12T													
9	95218AM	95218	PINION GEAR 10T													
9	95214AM	95214	PINION GEAR 11T													
10	25968	25968	THRUST WASHER													
10	27810	27810	THRUST WASHER													
10	85437	85437	THRUST WASHER	OLD STYL												
10	127785	127785	THRUST WASHER	NEW STYL												

- (\*) SEE PAGE 110-112 FOR THE BREAKDOWN OF COMPONENTS (X) TO BE USED ONLY WITH 110844 TO CONVERT 2ND GEN (7-PITCH) TO THE 3RD (5-PITCH)
- (A) TO BE USED FOR MODELS WITHOUT LUBE PUMP (XX) TO BE USED ONLY WITH 113556 TO CONVERT 2ND GEN (7-PITCH) TO THE 3RD (5-PITCH)
- (B) TO BE USED FOR MODELS WITH LUBE PUMP
- (1) ONLY FOR MODELS BUILT AFTER 1/95
- (R) SEE "ORIGINAL PART NUMBER REFERENCE" SECTION (XXX) REPAIR KIT ALLOWING CONVERSION FROM 2ND GENERATION (7-PITCH) TO THE 3RD (5-PITCH) COMPOSED OF: 110844 + 113556





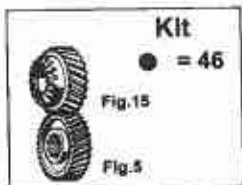
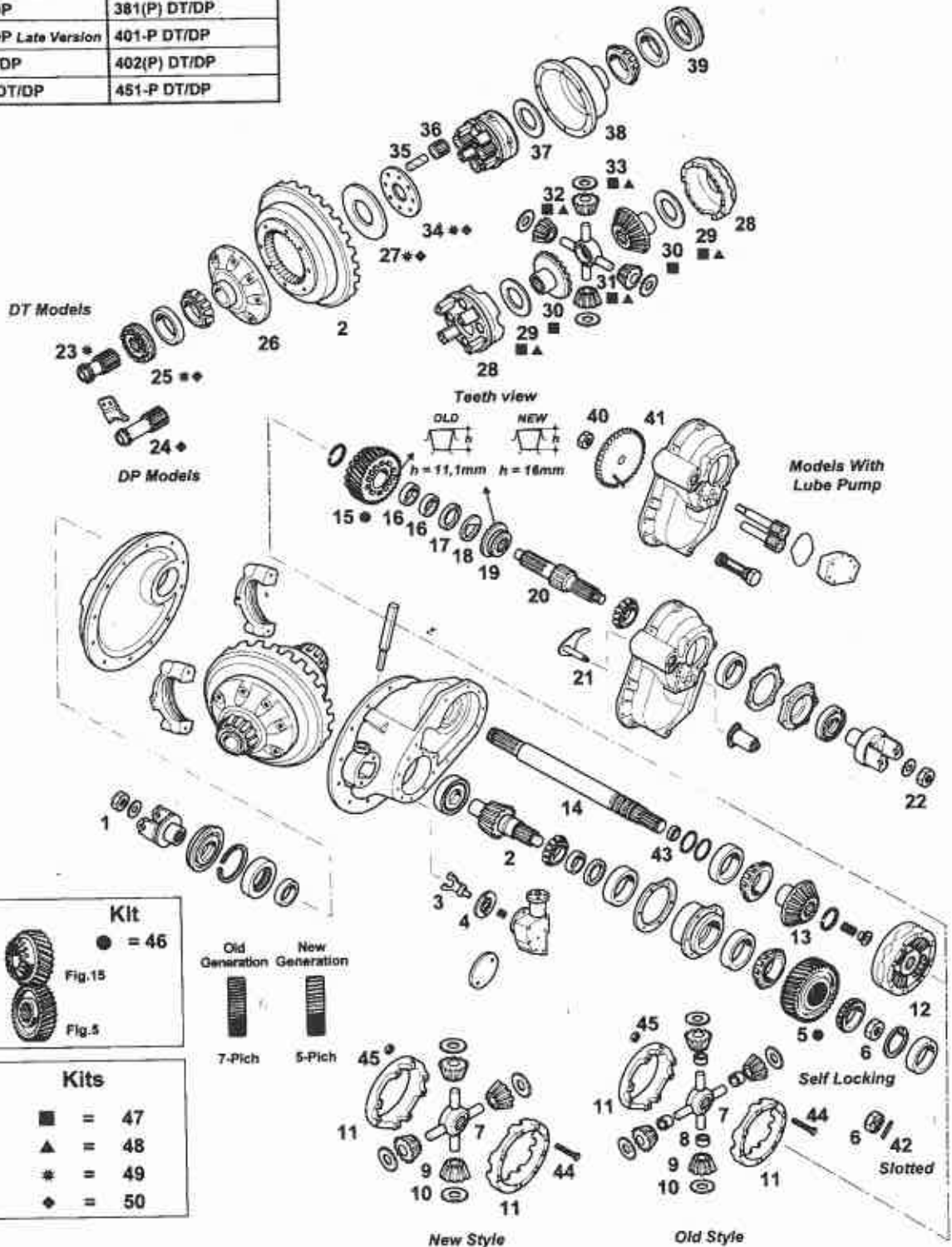
# FORWARD AXLE

## Double Reduction

From 30 DT/DP →  
Up to 451-P DT/DP ←

MODELS	
30 DT/DP	400-P DT/DP
34/38 DT/DP	341 DT/DP
42 DT/DP	381(P) DT/DP
44 DT/DP Late Version	401-P DT/DP
340 DT/DP	402(P) DT/DP
380(P) DT/DP	451-P DT/DP

1st GENERATION	2nd GENERATION	3rd GENERATION
30/34/38 DT/DP	340/380(P)/400-P DT/DP	341/381(P)/401-P DT/DP





# FORWARD AXLE

## Double Reduction

From 30 DT/DP →  
Up to 451-P DT/DP ←

Fig.	Our No.	OEM No.	Description	Note	30 DT/DP	34/38 DT/DP	42 DT/DP	44 DT/DP <small>Late Vers</small>	340 DT/DP	380(P) DT/DP	400-P DT/DP	341 DT/DP	381(P) DT/DP	401-P DT/DP	402(P) DT/DP	451-P DT/DP
11	91850AM	91850	WHEEL DIFF CASE KIT													
11	106470AM	106470	WHEEL DIFF CASE KIT	(* R *)												
11	94810AM	94810	WHEEL DIFF CASE KIT	OLD STYL												
11			WHEEL DIFF CASE KIT	NEW STYL												
12	95213AM	95213	DIFFERENTIAL CASE (COMPL)													
12	104597AM	104597	DIFFERENTIAL CASE (COMPL)													
12	104509AM	104509	DIFFERENTIAL CASE (COMPL)	OLD STYL (* R *)												
12	213608AM	213608	DIFFERENTIAL CASE (COMPL)	NEW STYL												
13	85909AM	85909	SIDE GEAR 22T - 16 SPLINE													
13	78911AM	78911	SIDE GEAR 18T - 16 SPLINE													
13	85436AM	85436	SIDE GEAR 20T - 16 SPLINE													
13	110810AM	110810	SIDE GEAR 20T - 16 SPLINE													
14		98696	OUTPUT SHAFT KIT													
14	98603AM	98603	OUTPUT SHAFT KIT 10 SPLINE													
14	104456AM	104456	OUTPUT SHAFT KIT 16 SPLINE													
14	115123AM	115123	OUTPUT SHAFT KIT 34 SPLINE													
15		46766	HELICAL GEAR & BUSHING													
15	45476AM	45476	HELICAL GEAR & BUSHING 41T													
15	78863AM	78863	HELICAL GEAR & BUSHING 31T													
15	85432AM	85432	HELICAL GEAR & BUSHING 41T													
15	110844AM	110844	HELICAL GEAR & BUSHING 29T	(XX) (* R *)												
15	110844AM	110844	HELICAL GEAR & BUSHING 29T	OLD (* R *)												
15	128042AM	128042	HELICAL GEAR & BUSHING 29T	NEW												
16	48921	48921	BUSHING													
16	75063	75063	BUSHING													
16	85991	85991	BUSHING													
17	45477	45477	SIDE GEAR THRUST WASHER													
17	79034	79034	SIDE GEAR THRUST WASHER													
17	85429	85429	SIDE GEAR THRUST WASHER													
18	45478	45478	"D" WASHER													
18	56360	56360	"D" WASHER													
19	45480AM	45480	SLIDING CLUTCH GEAR	(* R *)												
19	78917AM	78917	SLIDING CLUTCH GEAR													
19	45480AM	45480	SLIDING CLUTCH GEAR	OLD (* R *)												
19	128016AM	128016	SLIDING CLUTCH	NEW												

(\* ) SEE PAGE 110-112 FOR THE BREAKDOWN OF COMPONENTS (X) TO BE USED ONLY WITH 110844 TO CONVERT 2ND GEN (7-PITCH) TO THE 3RD (5-PITCH)  
 (A) TO BE USED FOR MODELS WITHOUT LUBE PUMP  
 (B) TO BE USED FOR MODELS WITH LUBE PUMP (XX) TO BE USED ONLY WITH 113556 TO CONVERT 2ND GEN (7-PITCH) TO THE 3RD (5-PITCH)  
 (1) ONLY FOR MODELS BUILT AFTER 1/95  
 (\* R \*) SEE "ORIGINAL PART NUMBER REFERENCE" SECTION (XXX) REPAIR KIT ALLOWING CONVERSION FROM 2ND GENERATION (7-PITCH) TO THE 3RD (5-PITCH) COMPOSED OF: 110844 + 113556



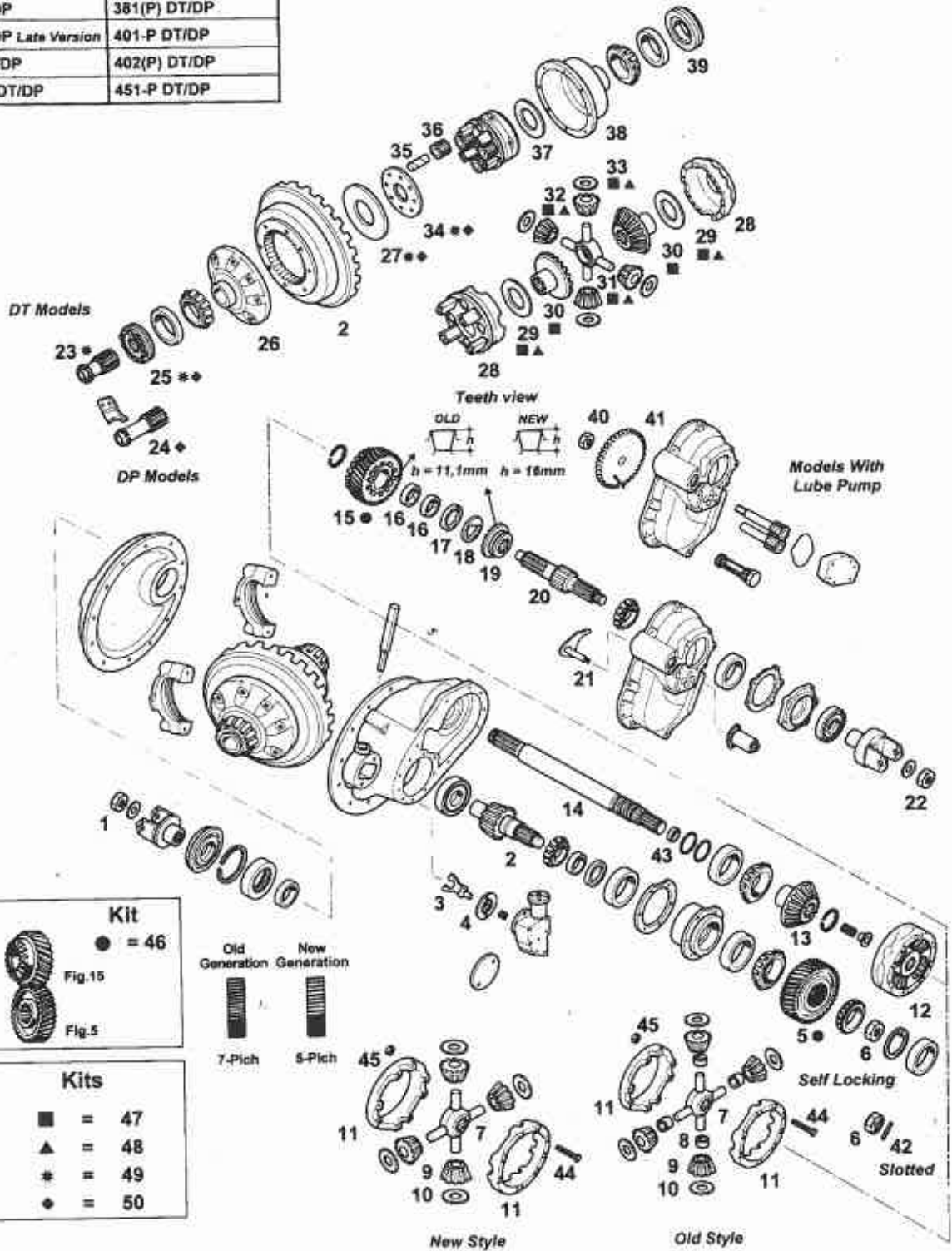
# FORWARD AXLE

## Double Reduction

From 30 DT/DP →  
Up to 451-P DT/DP ←

MODELS	
30 DT/DP	400-P DT/DP
34/38 DT/DP	341 DT/DP
42 DT/DP	381(P) DT/DP
44 DT/DP Late Version	401-P DT/DP
340 DT/DP	402(P) DT/DP
380(P) DT/DP	451-P DT/DP

1st GENERATION	2nd GENERATION	3rd GENERATION
30/34/38 DT/DP	340/380(P)/400-P DT/DP	341/381(P)/401-P DT/DP





# FORWARD AXLE

## Double Reduction

From 30 DT/DP →  
Up to 451-P DT/DP ←

Fig.	Our No.	OEM No.	Description	Note	30 DT/DP	34/38 DT/DP	42 DT/DP	44 DT/DP <small>Late Vers</small>	340 DT/DP	380(P) DT/DP	400-P DT/DP	341 DT/DP	381(P) DT/DP	401-P DT/DP	402(P) DT/DP	451-P DT/DP
20	98693AM	98693	INPUT SHAFT KIT 10 SPLINE													
20	98695AM	98695	INPUT SHAFT KIT 18 SPLINE													
20	103289AM	103289	INPUT SHAFT KIT 16 SPLINE	(A)												
20	106709AM	106709	INPUT SHAFT KIT 16 SPLINE	(B)												
20	115122AM	115122	INPUT SHAFT KIT 44 SPLINE	(A)												
20	115126AM	115126	INPUT SHAFT KIT 44 SPLINE	(B)												
21	45859AM	45859	FORK	(A)												
21	102613AM	102613	FORK	(B)												
22	95206	95206	NUT 1" 1/2-18 UNEF													
22	95209	95209	NUT 1" 7/8-12 UN													
22	95207	95207	NUT 1" 5/8-18 UNEF													
23	113629AM	113629	SLIDING CLUTCH GEAR 18T	DT												
23	113596AM	113596	SLIDING CLUTCH GEAR 16T	DT												
23	113594AM	113594	SLIDING CLUTCH GEAR 17T	DT												
23	99552	99552	SLIDING CLUTCH GEAR	DP												
23	113598AM	113598	SLIDING CLUTCH GEAR 16T	DP												
23	113595AM	113595	SLIDING CLUTCH GEAR	DP												
25	74022AM	74022	DIFF BEARING ADJUSTER LH													
25	56932AM	56932	DIFF BEARING ADJUSTER LH													
25	126305AM	126305	DIFF BEARING ADJUSTER LH													
26	27859AM	27859	HALF SUPPORT CASE													
26	27838AM	27838	HALF SUPPORT CASE													
26	106471AM	106471	HALF SUPPORT CASE													
27	43269	43269	PRESSURE RING													
27	43270	43270	PRESSURE RING													
27	43271	43271	PRESSURE RING													
28	51559AM	51559	WHEEL DIFF CASE KIT													
28	101878AM	101878	WHEEL DIFF CASE KIT													
28	98584AM	98584	WHEEL DIFF CASE KIT													
29	18346	18346	THRUST WASHER													
29	27827	27827	THRUST WASHER													
29	18198	18198	THRUST WASHER													
30	64944AM	64944	SIDE GEAR 18T - 16 SPLINE	STR (* R *)												
30	64939AM	64939	SIDE GEAR 18T - 16 SPLINE	ANG (* R *)												
30	37072AM	37072	SIDE GEAR 18T - 16 SPLINE	STR 34												

(\*) SEE PAGE 110-112 FOR THE BREAKDOWN OF COMPONENTS (X) TO BE USED ONLY WITH 110844 TO CONVERT 2ND GEN (7-PITCH) TO THE 3RD (5-PITCH)  
 (A) TO BE USED FOR MODELS WITHOUT LUBE PUMP  
 (B) TO BE USED FOR MODELS WITH LUBE PUMP (XX) TO BE USED ONLY WITH 113556 TO CONVERT 2ND GEN (7-PITCH) TO THE 3RD (5-PITCH)  
 (1) ONLY FOR MODELS BUILT AFTER 1/95  
 (\* R \*) SEE "ORIGINAL PART NUMBER REFERENCE" SECTION (XXX) REPAIR KIT ALLOWING CONVERSION FROM 2ND GENERATION (7-PITCH) TO THE 3RD (5-PITCH) COMPOSED OF: 110844 + 113556





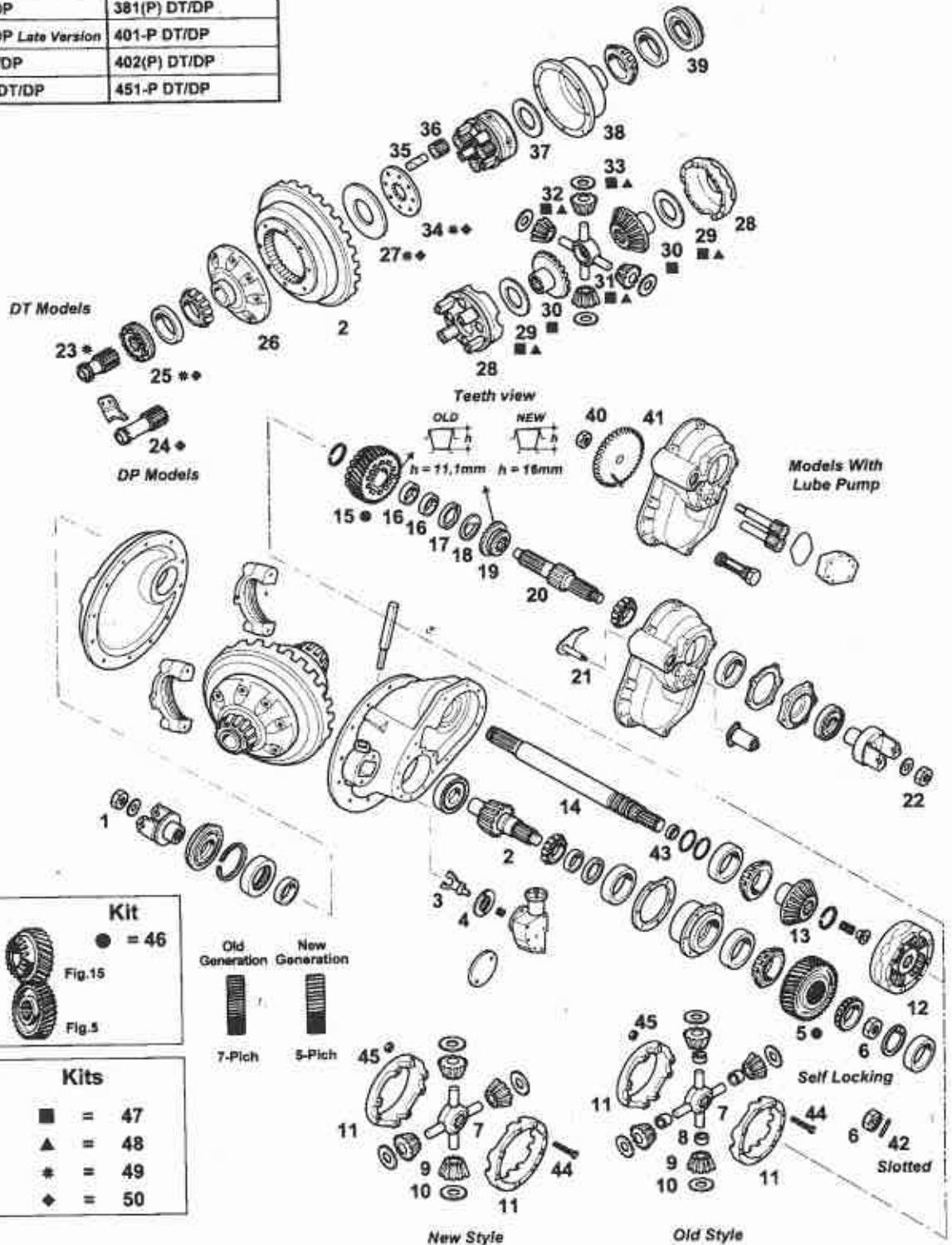
# FORWARD AXLE

## Double Reduction

From 30 DT/DP →  
Up to 451-P DT/DP ←

MODELS	
30 DT/DP	400-P DT/DP
34/38 DT/DP	341 DT/DP
42 DT/DP	381(P) DT/DP
44 DT/DP Late Version	401-P DT/DP
340 DT/DP	402(P) DT/DP
380(P) DT/DP	451-P DT/DP

1st GENERATION	2nd GENERATION	3rd GENERATION
30/34/38 DT/DP	340/380(P)/400-P DT/DP	341/381(P)/401-P DT/DP





# FORWARD AXLE

## Double Reduction

From 30 DT/DP →  
Up to 451-P DT/DP ←

Fig.	Our No.	OEM No.	Description	Note	30 DT/DP	34/38 DT/DP	42 DT/DP	44 DT/DP <small>Lube Vers</small>	340 DT/DP	380(P) DT/DP	400-P DT/DP	341 DT/DP	381(P) DT/DP	401-P DT/DP	402(P) DT/DP	451-P DT/DP
30	37069AM	37069	SIDE GEAR 18T - 16 SPLINE	STR 38												
30	37069AM	37069	SIDE GEAR 18T - 16 SPLINE	STR												
30	98257AM	98257	SIDE GEAR 16T - 22 SPLINE	INV												
30	37072AM	37072	SIDE GEAR 18T - 16 SPLINE	STR												
30	37069AM	37069	SIDE GEAR 18T - 16 SPLINE	STR												
30	85486AM	85486	SIDE GEAR 18T - 33 SPLINE	INV												
30	110525AM	110525	SIDE GEAR 18T - 39 SPLINE	INV												
30	110527AM	110527	SIDE GEAR 18T - 41 SPLINE	INV												
31	25971AM	25971	DIFF SPIDER													
31	38289AM	38289	DIFF SPIDER													
31	107371AM	107371	DIFF SPIDER													
32	64941AM	64941	PINION GEAR 10T													
32	96900AM	96900	PINION GEAR 9T													
32	104139AM	104139	PINION GEAR 10T													
33	64467	64467	THRUST WASHER													
33	27810	27810	THRUST WASHER													
33	18199	18199	THRUST WASHER													
34	74023AM	74023	HIGH SPEED CLUTCH PLATE													
34	56931AM	56931	HIGH SPEED CLUTCH PLATE													
34	56928AM	56928	HIGH SPEED CLUTCH PLATE													
35	14935AM	14935	IDLER PIN (BRONZE)	4 PCS												
35	14935AM	14935	IDLER PIN (BRASS)	4 PCS												
35	27861AM	27861	IDLER PIN (BRONZE)	4 PCS												
35	27861AM	27861	IDLER PIN (BRASS)	4 PCS												
35	27953AM	27953	IDLER PIN (BRONZE)	4 PCS												
35	27953AM	27953	IDLER PIN (BRASS)	4 PCS												
36	27875AM	27875	IDLER PINION 14T	4 PCS												
36	27835AM	27835	IDLER PINION 14T	4 PCS												
36	27952AM	27952	IDLER PINION 15T	4 PCS												
37	18346	18346	THRUST WASHER													
37	27827	27827	THRUST WASHER													
37	18198	18198	THRUST WASHER													
38	27860AM	27860	HALF SUPPORT CASE													
38	116568AM	116568	HALF SUPPORT CASE													
38	21619AM	21619	HALF SUPPORT CASE													

(\*) SEE PAGE 110-112 FOR THE BREAKDOWN OF COMPONENTS (X) TO BE USED ONLY WITH 110844 TO CONVERT 2ND GEN (7-PITCH) TO THE 3RD (5-PITCH)  
 (A) TO BE USED FOR MODELS WITHOUT LUBE PUMP  
 (B) TO BE USED FOR MODELS WITH LUBE PUMP (XX) TO BE USED ONLY WITH 113556 TO CONVERT 2ND GEN (7-PITCH) TO THE 3RD (5-PITCH)  
 (1) ONLY FOR MODELS BUILT AFTER 1/95  
 (\* R \*) SEE "ORIGINAL PART NUMBER REFERENCE" SECTION (XXX) REPAIR KIT ALLOWING CONVERSION FROM 2ND GENERATION (7-PITCH) TO THE 3RD (5-PITCH) COMPOSED OF: 110844 + 113556

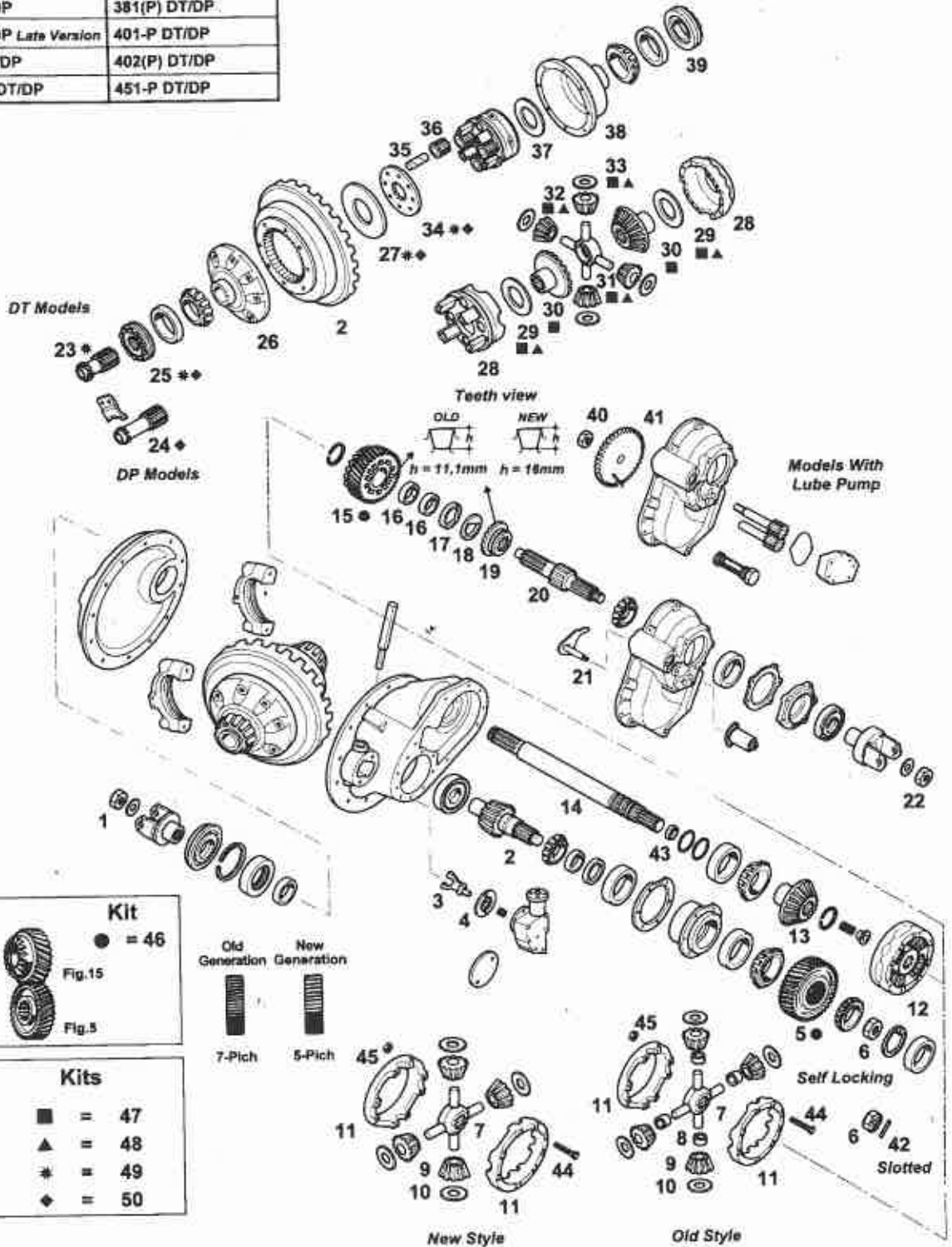


# FORWARD AXLE Double Reduction

From 30 DT/DP →  
Up to 451-P DT/DP ←

MODELS	
30 DT/DP	400-P DT/DP
34/38 DT/DP	341 DT/DP
42 DT/DP	381(P) DT/DP
44 DT/DP Late Version	401-P DT/DP
340 DT/DP	402(P) DT/DP
380(P) DT/DP	451-P DT/DP

1st GENERATION	2nd GENERATION	3rd GENERATION
30/34/38 DT/DP	340/380(P)/400-P DT/DP	341/381(P)/401-P DT/DP





# FORWARD AXLE

## Double Reduction

From 30 DT/DP →  
Up to 451-P DT/DP ←

Fig.	Our No.	OEM No.	Description	Note	30 DT/DP	34/38 DT/DP	42 DT/DP	44 DT/DP <small>Lata Vires</small>	340 DT/DP	380(P) DT/DP	400-P DT/DP	341 DT/DP	381(P) DT/DP	401-P DT/DP	402(P) DT/DP	451-P DT/DP
38		110148	HALF SUPPORT CASE	(*R)												
39	110243AM	110243	DIFF BEARING ADJUSTER RH													
39	27842AM	27842	DIFF BEARING ADJUSTER RH													
39	21637AM	21637	DIFF BEARING ADJUSTER RH													
39	110243AM	110243	DIFF BEARING ADJUSTER RH													
40	63028	63028	NUT													
40		111451	NUT													
41		102609	PUMP DRIVE GEAR	(*R)												
41	111448AM	111448	PUMP DRIVE GEAR													
42	118855	118855	ROLL PIN 5.75X57.15													
42	118807	118807	ROLL PIN 6.55X63.5													
43	48922	48922	BUSHING													
44	85438	85438	SCREW													
44	57636	57636	SCREW													
45	57637	57637	NUT													
46	113561AM	113561	HELICAL GEAR KIT	(XXX)												
47	98850AM	98850	DIFFERENTIAL GEAR KIT	(*)												
47	85358AM	85358	DIFFERENTIAL GEAR KIT	(*)												
47	98581AM	98581	DIFFERENTIAL GEAR KIT	(*)												
47	98853AM	98853	DIFFERENTIAL GEAR KIT	(*)												
47	114469AM	114469	DIFFERENTIAL GEAR KIT	(*)												
47	114470AM	114470	DIFFERENTIAL GEAR KIT	(*)												
48	118748AM	118748	DIFFERENTIAL GEAR KIT	(*)												
48	118750AM	118750	DIFFERENTIAL GEAR KIT	(*)												
49	95371AM	95371	SLIDING CLUTCH KIT	(*)												
49	60608AM	60608	SLIDING CLUTCH KIT	(*)												
49	118136AM	118136	SLIDING CLUTCH KIT	(*)												
50	62040AM	62040	SLIDING CLUTCH KIT	(*)												
50		62041	SLIDING CLUTCH KIT	(*)												

(\*) SEE PAGE 110-112 FOR THE BREAKDOWN OF COMPONENTS (X) TO BE USED ONLY WITH 110844 TO CONVERT 2ND GEN (7-PITCH) TO THE 3RD (5-PITCH)  
 (A) TO BE USED FOR MODELS WITHOUT LUBE PUMP  
 (B) TO BE USED FOR MODELS WITH LUBE PUMP (XX) TO BE USED ONLY WITH 113556 TO CONVERT 2ND GEN (7-PITCH) TO THE 3RD (5-PITCH)  
 (1) ONLY FOR MODELS BUILT AFTER 1/95 (XXX) REPAIR KIT ALLOWING CONVERSION FROM 2ND GENERATION (7-PITCH) TO THE 3RD (5-PITCH) COMPOSED OF: 110844 + 113556  
 (\* R \*) SEE "ORIGINAL PART NUMBER REFERENCE" SECTION



**FORWARD AXLE**  
**Double Reduction**

From 30 DT/DP →  
 Up to 451-P DT/DP ←

**CROWN AND PINION SETS**

Models: 30DTB-C/DPB-C Gear: 15"

Ratio	Our No.	Note	OEM No.	Description
4.62/6.43			95529	C & P (37/8)
4.88/6.78			95530	C & P (39/8)
5.57/7.75			95531	C & P (39/7)
6.14/8.55			95532	C & P (43/7)
6.50/9.04			95533	C & P (39/6)
7.17/9.77			95534	C & P (43/6)

Models: 34DTB/DPB, 38DTB/DPB, 42DTB/DPB Gear: 16"

Ratio	Our No.	Note	OEM No.	Description
3.70/5.05	95547AM		95547	C & P (37/10)
4.11/5.61			95548	C & P (37/9)
4.33/5.91	95549AM		95549	C & P (39/9)
4.56/6.21	95550AM		95550	C & P (41/9)
4.88/6.65	95551AM		95551	C & P (39/8)
5.29/7.21	95552AM		95552	C & P (37/7)
5.57/7.60	95553AM		95553	C & P (39/7)
6.14/8.38			99662	C & P (43/7)
6.50/8.86			99663	C & P (39/6)
7.17/9.77			99664	C & P (43/6)
7.60/10.3			99665	C & P (38/5)

Models: 34DTD/DPD, 38DTD/DPD, 42DTD/DPD Gear: 16 1/2"

Ratio	Our No.	Note	OEM No.	Description
6.14/8.38	95554AM		95554	C & P (43/7)
6.50/8.86			95555	C & P (39/6)
7.17/9.77			95556	C & P (43/6)

Models: 44DT/DP Gear: 18"

Ratio	Our No.	Note	OEM No.	Description
3.70/5.04	95583AM		95583	C & P (37/10)
4.11/5.60	95584AM		95584	C & P (37/9)
4.33/5.90	95585AM		95585	C & P (39/9)
4.56/6.21	95586AM		95586	C & P (41/9)
4.88/6.64	95587AM		95587	C & P (39/8)
5.43/7.39	95588AM		95588	C & P (38/7)
6.17/8.40	95589AM		95589	C & P (37/6)

Models: 340DT/DP, 380(P)DT/DP, 400-P DT/DP  
 Gear: 16" (R 3.70), 16 1/2" (Over 3.70 ratio) <10 SPL pinion>

Ratio	Our No.	Note	OEM No.	Description
3.70/5.05	95547AM		95547	C & P (37/10)
4.11/5.61	95567AM		95567	C & P (37/9)
4.33/5.91	95568AM		95568	C & P (39/9)
4.56/6.21	95569AM		95569	C & P (41/9)
4.88/6.65	95570AM		95570	C & P (39/8)
5.29/7.21	95571AM		95571	C & P (37/7)
5.57/7.60			95572	C & P (39/7)
6.14/8.38			95573	C & P (43/7)
6.50/8.86			95574	C & P (39/6)
7.17/9.77			95575	C & P (43/6)

(\* R \*) SEE "ORIGINAL PART NUMBER REFERENCE" SECTION



**FORWARD AXLE**  
**Double Reduction**

From 30 DT/DP →  
 Up to 451-P DT/DP ←

**CROWN AND PINION SETS**

Latest Execution – After 1/95

Model: 341/381(P)/401-P/402(P)/451-P (All DT/DP) Gear: 16" (3.36 to 3.70), 16 1/2" (Over 3.70 ratio) <41 SPL pinion>				
Ratio	Our No.	Note	OEM No.	Description
3.55/4.83	111186AM	(* R *)	111186	C & P (39/11)
3.70/5.05	111187AM		111187	C & P (37/10)
3.90/5.32	113528AM	(* R *)	113528	C & P (39/10)
4.11/5.61	111188AM	(* R *)	111188	C & P (37/9)
4.33/5.91	111189AM		111189	C & P (39/9)
4.56/6.21	111190AM	(* R *)	111190	C & P (41/9)
4.88/6.65	111191AM		111191	C & P (38/8)
5.29/7.21	111192AM		111192	C & P (37/7)
5.57/7.60			111193	C & P (39/7)
6.14/8.38			111194	C & P (43/7)
6.50/8.86		(* R *)	111195	C & P (39/6)
7.17/9.77		(* R *)	111196	C & P (43/6)

(Note 1) Pinion Nut 118806, Pilot Bearing 15828

Model: 341/381(P)/401-P/402(P)/451-P (All DT/DP) Gear: 16" (3.55 to 3.70), 16 1/2" (Over 3.70 ratio) <41 SPL pinion>				
Ratio	Our No.	Note	OEM No.	Description
3.55/4.83	218998AM		218998	C & P (39/11)
3.70/5.05	218999AM		218999	C & P (37/10)
3.90/5.32	219000AM		219000	C & P (39/10)
4.11/5.61	219001AM		219001	C & P (37/9)
4.33/5.91	219002AM		219002	C & P (39/9)
4.56/6.21	219003AM		219003	C & P (41/9)
4.88/6.65	219004AM		219004	C & P (39/8)
5.29/7.21	219005AM		219005	C & P (37/7)
5.57/7.60			219006	C & P (39/7)
6.14/8.38			219007	C & P (43/7)
6.50/8.86			218511	C & P (39/6)
7.17/9.77			219008	C & P (43/6)

(Note 2) Pinion Nut 126182, Pilot Bearing 129175

(\* R \*) SEE "ORIGINAL PART NUMBER REFERENCE" SECTION



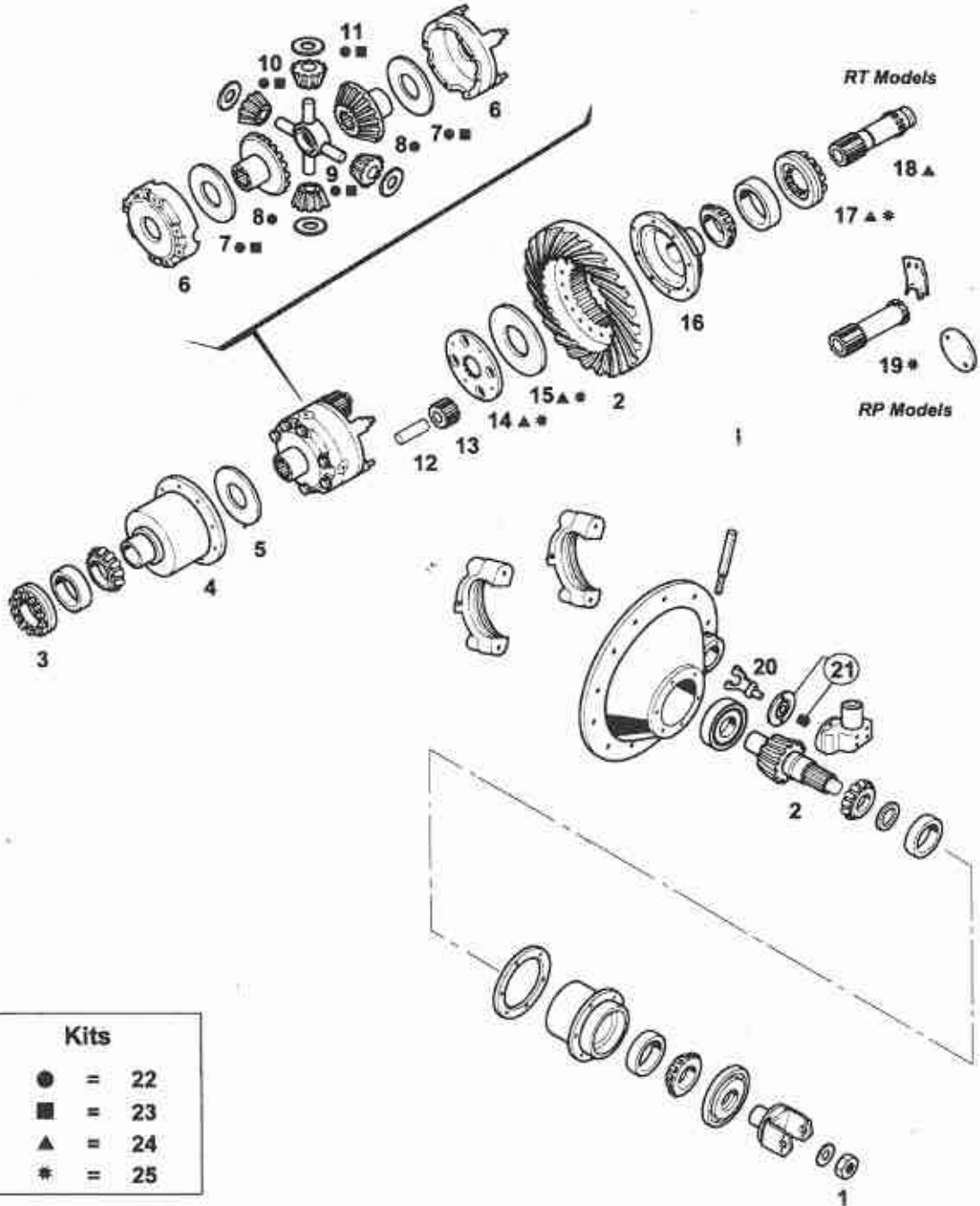
# REAR AXLE

## Double Reduction

From 30 RT/RP →

Up to 451 RT/RP ←

MODELS	
30 RT/RP	400 RT/RP
34/38 RT/RP	341 RT/RP
42 RT/RP	381 RT/RP
44 RT/RP Late Version	401 RT/RP
340 RT/RP	402 RT/RP
380 RT/RP	451 RT/RP





# REAR AXLE

## Double Reduction

From 30 RT/RP →  
Up to 451 RT/RP ←

Fig.	Our No.	OEM No.	Description	Note	30 RT/RP	34/38 RT/RP	42 RT/RP	44 RT/RP Late Vers	340 RT/RP	380 RT/RP	400 RT/RP	341 RT/RP	381 RT/RP	401 RT/RP	402 RT/RP	451 RT/RP
1	95204	95204	NUT 1" 1/8-18 UNEF													
1	95206	95206	NUT 1" 1/2-18 UNEF	(1)												
1	95205	95205	NUT 1" 1/2-12 UNEF	(2)												
1	95262	95262	NUT 1" 3/4-12 UN													
1	95206	95206	NUT 1" 1/2-18 UNEF													
1	127589	127589	NUT	(3)												
2		C&P	PAGE 108-109													
3	110243AM	110243	DIFF BEARING ADJUSTER RH													
3	27842AM	27842	DIFF BEARING ADJUSTER RH													
3	21637AM	21637	DIFF BEARING ADJUSTER RH													
3	110243AM	110243	DIFF BEARING ADJUSTER RH													
4	27860AM	27860	HALF SUPPORT CASE													
4	116568AM	116568	HALF SUPPORT CASE													
4	21619AM	21619	HALF SUPPORT CASE													
4		110148	HALF SUPPORT CASE	(* R *)												
5	18346	18346	THRUST WASHER													
5	27827	27827	THRUST WASHER													
5	18198	18198	THRUST WASHER													
6	51559AM	51559	WHEEL DIFF CASE KIT													
6	101878AM	101878	WHEEL DIFF CASE KIT													
6	98584AM	98584	WHEEL DIFF CASE KIT													
7	18346	18346	THRUST WASHER													
7	27827	27827	THRUST WASHER													
7	18198	18198	THRUST WASHER													
8	64944AM	64944	SIDE GEAR 18T - 16 SPLINE	STR (* R *)												
8	64939AM	64939	SIDE GEAR 18T - 16 SPLINE	ANG (* R *)												
8	37072AM	37072	SIDE GEAR 18T - 16 SPLINE	STR 34												
8	37069AM	37069	SIDE GEAR 18T - 16 SPLINE	STR 38												
8	37069AM	37069	SIDE GEAR 18T - 16 SPLINE	STR												
8	98257AM	98257	SIDE GEAR 16T - 22 SPLINE	INV												
8	37072AM	37072	SIDE GEAR 18T - 16 SPLINE	STR												
8	37069AM	37069	SIDE GEAR 18T - 16 SPLINE	STR												
8	85486AM	85486	SIDE GEAR 18T - 33 SPLINE	INV												
8	110525AM	110525	SIDE GEAR 18T - 39 SPLINE	INV												
8	110527AM	110527	SIDE GEAR 18T - 41 SPLINE	INV												

- (\*) SEE PAGE 110-112 FOR THE BREAKDOWN OF THE COMPONENTS
- (1) FROM RATIO 3.70 TO 4.11
- (2) FROM RATIO 4.33 TO 7.17
- (3) ONLY FOR MODELS BUILT AFTER 1/95
- (\* R \*) SEE "ORIGINAL PART NUMBER REFERENCE" SECTION



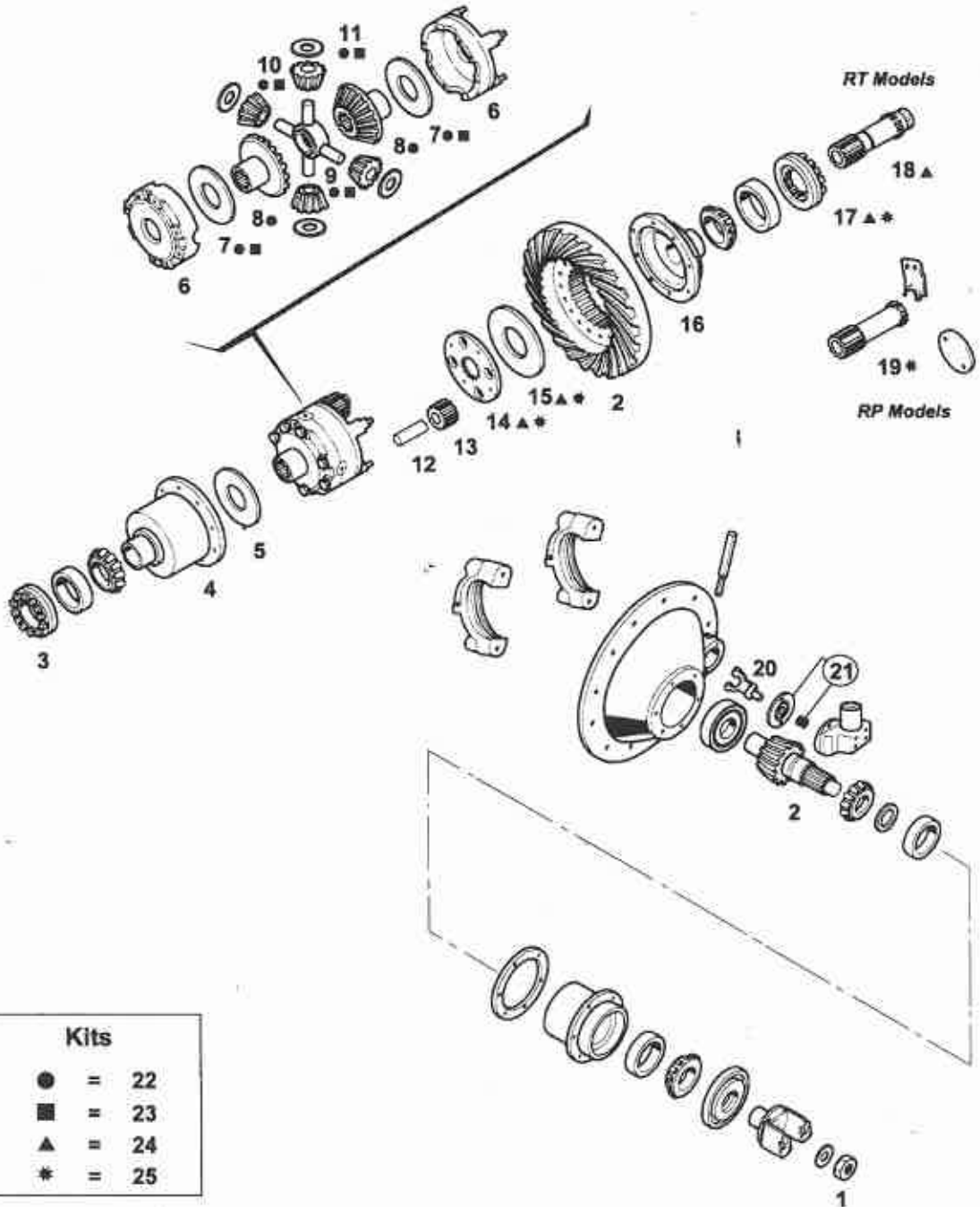


# REAR AXLE

## Double Reduction

From 30 RT/RP →  
Up to 451 RT/RP ←

MODELS	
30 RT/RP	400 RT/RP
34/38 RT/RP	341 RT/RP
42 RT/RP	381 RT/RP
44 RT/RP Late Version	401 RT/RP
340 RT/RP	402 RT/RP
380 RT/RP	451 RT/RP





# REAR AXLE Double Reduction

From 30 RT/RP →  
Up to 451 RT/RP ←

Fig.	Our No.	OEM No.	Description	Note	30 RT/RP	34/38 RT/RP	42 RT/RP	44 RT/RP Late Vers	340 RT/RP	380 RT/RP	400 RT/RP	341 RT/RP	381 RT/RP	401 RT/RP	402 RT/RP	451 RT/RP
9	25971AM	25971	DIFF SPIDER													
9	38289AM	38289	DIFF SPIDER													
9	107371AM	107371	DIFF SPIDER													
10	64941AM	64941	PINION GEAR 10T													
10	104139AM	104139	PINION GEAR 10T													
10	96900AM	96900	PINION GEAR 9T													
11	64467	64467	THRUST WASHER													
11	27810	27810	THRUST WASHER													
11	18199	18199	THRUST WASHER													
12	14935AM	14935	IDLER PIN (BRONZE)	4 PCS												
12	14935AM	14935	IDLER PIN (BRASS)	4 PCS												
12	27861AM	27861	IDLER PIN (BRONZE)	4 PCS												
12	27861AM	27861	IDLER PIN (BRASS)	4 PCS												
12	27953AM	27953	IDLER PIN (BRONZE)	4 PCS												
12	27953AM	27953	IDLER PIN (BRASS)	4 PCS												
13	27875AM	27875	IDLER PINION 14T	4 PCS												
13	27835AM	27835	IDLER PINION 14T	4 PCS												
13	27952AM	27952	IDLER PINION 15T	4 PCS												
14	74023AM	74023	HIGH SPEED CLUTCH PLATE													
14	56931AM	56931	HIGH SPEED CLUTCH PLATE													
14	56928AM	56928	HIGH SPEED CLUTCH PLATE													
15	43269	43269	PRESSURE RING													
15	43270	43270	PRESSURE RING													
15	43271	43271	PRESSURE RING													
16	27859AM	27859	HALF SUPPORT CASE													
16	27838AM	27838	HALF SUPPORT CASE													
16	106471AM	106471	HALF SUPPORT CASE													
17	74022AM	74022	DIFF BEARING ADJUSTER LH													
17	56932AM	56932	DIFF BEARING ADJUSTER LH													
17	126305AM	126305	DIFF BEARING ADJUSTER LH													
18	113629AM	113629	SLIDING CLUTCH GEAR 18T													
18	113596AM	113596	SLIDING CLUTCH GEAR 16T													
18	113594AM	113594	SLIDING CLUTCH GEAR 17T													
19		96796	SLIDING CLUTCH GEAR													
19	113598AM	113598	SLIDING CLUTCH GEAR 16T													

- (\*) SEE PAGE 110-112 FOR THE BREAKDOWN OF THE COMPONENTS
- (1) FROM RATIO 3.70 TO 4.11
- (2) FROM RATIO 4.33 TO 7.17
- (3) ONLY FOR MODELS BUILT AFTER 1/95
- (\* R \*) SEE "ORIGINAL PART NUMBER REFERENCE" SECTION

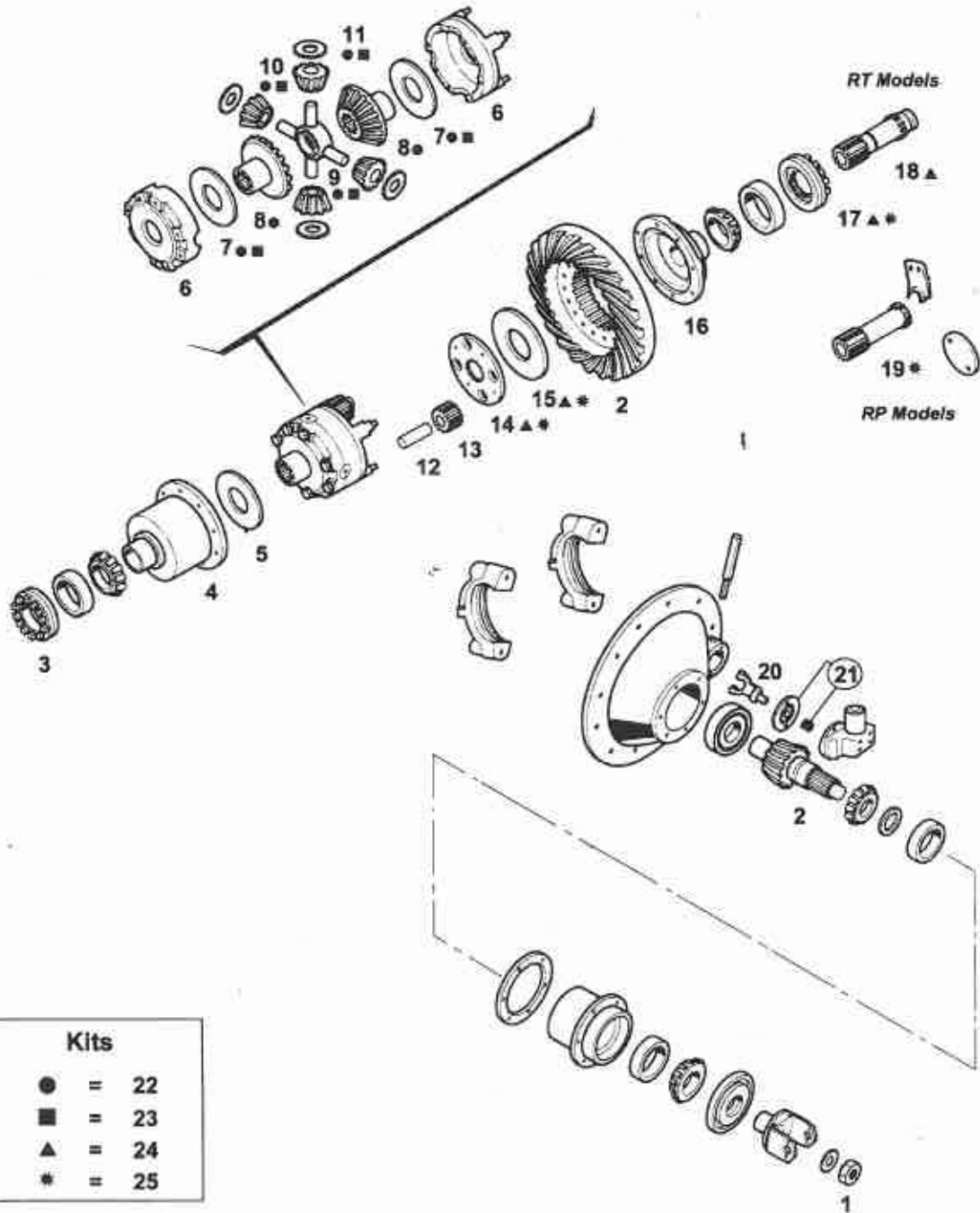


# REAR AXLE

## Double Reduction

From 30 RT/RP →  
Up to 451 RT/RP ←

MODELS	
30 RT/RP	400 RT/RP
34/38 RT/RP	341 RT/RP
42 RT/RP	381 RT/RP
44 RT/RP Late Version	401 RT/RP
340 RT/RP	402 RT/RP
380 RT/RP	451 RT/RP



### Kits

- = 22
- = 23
- ▲ = 24
- \* = 25



# REAR AXLE

## Double Reduction

From 30 RT/RP →

← Up to 451 RT/RP

Fig.	Our No.	OEM No.	Description	Note	30 RT/RP	34/38 RT/RP	42 RT/RP	44 RT/RP Late Vers	340 RT/RP	380 RT/RP	400 RT/RP	341 RT/RP	381 RT/RP	401 RT/RP	402 RT/RP	451 RT/RP
19	113595AM	113595	SLIDING CLUTCH GEAR													
20		62720	FORK	(* R *)												
20	<b>32425AM</b>	32425	FORK													
20		84508	FORK													
20	<b>32613AM</b>	32613	FORK													
21	<b>119855</b>	119855	COVER													
22	<b>98850AM</b>	98850	DIFFERENTIAL GEAR KIT	(*)												
22	<b>85358AM</b>	85358	DIFFERENTIAL GEAR KIT													
22	<b>98581AM</b>	98581	DIFFERENTIAL GEAR KIT	(*)												
22	<b>98853AM</b>	98853	DIFFERENTIAL GEAR KIT	(*)												
22	<b>114469AM</b>	114469	DIFFERENTIAL GEAR KIT	(*)												
22	<b>114470AM</b>	114470	DIFFERENTIAL GEAR KIT	(*)												
23	<b>118748AM</b>	118748	DIFFERENTIAL GEAR KIT	(*)												
23	<b>118750AM</b>	118750	DIFFERENTIAL GEAR KIT	(*)												
24	95371AM	95371	SLIDING CLUTCH KIT	(*)												
24	<b>60608AM</b>	60608	SLIDING CLUTCH KIT	(*)												
24	118136AM	118136	SLIDING CLUTCH KIT	(*)												
25	<b>62040AM</b>	62040	SLIDING CLUTCH KIT	(*)												
25		62041	SLIDING CLUTCH KIT	(*)												

- (\*) SEE PAGE 110-112 FOR THE BREAKDOWN OF THE COMPONENTS
- (1) FROM RATIO 3.70 TO 4.11
- (2) FROM RATIO 4.33 TO 7.17
- (3) ONLY FOR MODELS BUILT AFTER 1/95
- (\* R \*) SEE "ORIGINAL PART NUMBER REFERENCE" SECTION



# REAR AXLE Double Reduction

From 30 RT/RP →  
Up to 451 RT/RP ←

## CROWN AND PINION SETS

Models: 30RTB-C/RPB-C Gear: 15"				
Ratio	Our No.	Note	OEM No.	Description
4.62/6.43			98739	C & P (37/8)
4.88/6.78			98740	C & P (39/8)
5.57/7.75	98741AM		98741	C & P (39/7)
6.14/8.55	98742AM		98742	C & P (43/7)
6.50/9.04	98743AM		98743	C & P (39/6)
7.17/9.77	98744AM		98744	C & P (43/6)

Models: 34RTB/RPB, 38RTB/RPB, 42RTB/RPB Gear: 16"				
Ratio	Our No.	Note	OEM No.	Description
3.70/5.05	96833AM		96833	C & P (37/10)
4.11/5.61	96834AM	(* R *)	96834	C & P (37/9)
4.33/5.91	96835AM	(* R *)	96835	C & P (39/9)
4.56/6.21	96836AM	(* R *)	96836	C & P (41/9)
4.88/6.65	96837AM		96837	C & P (39/8)
5.29/7.21	96838AM		96838	C & P (37/7)
5.57/7.60	96839AM		96839	C & P (39/7)
6.14/8.38			99666	C & P (43/7)
6.50/8.86	99667AM	(* R *)	99667	C & P (39/6)
7.17/9.77	99668AM	(* R *)	99668	C & P (43/6)
7.60/10.3			99669	C & P (38/5)

Models: 34RTD/RPD, 38RTD/RPD, 42RTD/RPD Gear: 16-1/2"				
Ratio	Our No.	Note	OEM No.	Description
6.14/8.38	96841AM		96841	C & P (43/7)
6.50/8.86	96842AM		96842	C & P (39/6)
7.17/9.77	96843AM		96843	C & P (43/6)

Models: 44RT/RP Gear: 18"				
Ratio	Our No.	Note	OEM No.	Description
3.70/5.04	98107AM	(* R *)	98107	C & P (37/10)
4.11/5.60	98108AM	(* R *)	98108	C & P (37/9)
4.33/5.90	98109AM	(* R *)	98109	C & P (39/9)
4.56/6.21	98110AM	(* R *)	98110	C & P (41/9)
4.88/6.64	98111AM	(* R *)	98111	C & P (39/8)
5.43/7.39	98112AM	(* R *)	98112	C & P (38/7)
6.17/8.40	98113AM	(* R *)	98113	C & P (37/6)

Models: 340RT/RP, 380RT/RP, 400RT/RP Gear: 16" (R 3.70), 16 1/2" (Over 3.70 Ratio) <10 SPL Pinion>				
Ratio	Our No.	Note	OEM No.	Description
3.70/5.05	96833AM		96833	C & P (37/10)
4.11/5.61	98115AM		98115	C & P (37/9)
4.35/5.91	98116AM		98116	C & P (39/9)
4.56/6.21	98117AM		98117	C & P (41/9)
4.88/6.65	98118AM	(* R *)	98118	C & P (39/8)
5.29/7.21	98119AM		98119	C & P (37/7)
5.57/7.60	98120AM		98120	C & P (39/7)
6.14/8.38	98121AM	(* R *)	98121	C & P (43/7)
6.50/8.86	98122AM		98122	C & P (39/6)
7.17/9.77			98123	C & P (43/6)



**REAR AXLE**  
**Double Reduction**

From 30 RT/RP →  
 Up to 451 RT/RP ←

**CROWN AND PINION SETS**

Latest Execution - After 1/95

Models: 341/381/401/402/451 (All RT/RP)				
Gear: 16" (3.55 to 3.70), 16 1/2" (Over 3.70 ratio) <41 SPL Pinion>				
Ratio	Our No.	Note	OEM No.	Description
3.55/4.83			113513	C & P (39/11)
3.70/5.05	111514AM	(* R *)	111514	C & P (37/10)
3.90/5.32	113526AM	(* R *)	113526	C & P (39/10)
4.11/5.61	111515AM	(* R *)	111515	C & P (37/9)
4.33/5.91	111516AM		111516	C & P (39/9)
4.56/6.21	111517AM	(* R *)	111517	C & P (41/9)
4.88/6.65	111518AM		111518	C & P (39/8)
5.29/7.21	111519AM		111519	C & P (37/7)
5.57/7.60			111520	C & P (39/7)
6.14/8.38			111521	C & P (43/7)
6.50/8.86		(* R *)	111522	C & P (39/6)
7.17/9.77			111523	C & P (43/6)

(Note 1) Pinion Nut 95206, Pilot Bearing 15828

Models: 341/381/401/402/451 (All RT/RP)				
Gear: 16" (3.55 to 3.70), 16 1/2" (Over 3.70 ratio) <41 SPL Pinion>				
Ratio	Our No.	Note	OEM No.	Description
3.55/4.83	219009AM		219009	C & P (39/11)
3.70/5.05	219010AM		219010	C & P (37/10)
3.90/5.32	219011AM		219011	C & P (39/10)
4.11/5.61	219012AM		219012	C & P (37/9)
4.33/5.91	219013AM		219013	C & P (39/9)
4.56/6.21	219014AM		219014	C & P (41/9)
4.88/6.65	219015AM		219015	C & P (39/8)
5.29/7.21	219016AM		219016	C & P (37/7)
5.57/7.60			219017	C & P (39/7)
6.14/8.38			219018	C & P (43/7)
6.50/8.86			218587	C & P (39/6)
7.17/9.77			219019	C & P (43/6)

(Note 2) Pinion Nut 127589, Pilot Bearing 129175

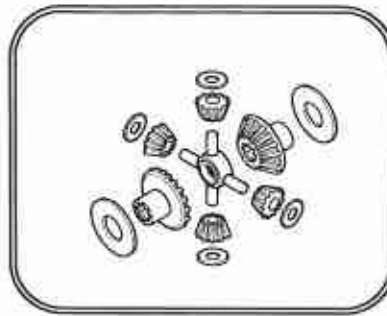


# FORWARD & REAR AXLE

## Double Reduction

From 30 DT/DP →  
Up to 451 RT/RP ←

### WHEEL DIFFERENTIAL KITS



Our No: 98850AM		OEM No: 98850	
Models: 34DT/DP, 340DT/DP, 34RT/RP, 340RT/RP			
Our No.	OEM No.	Description	Qty
38289AM	38289	DIFF SPIDER	1
37072AM	37072	SIDE GEAR (18T - 16 SPL)	2
27827	27827	THRUST WASHER	2
104139AM	104139	PINION GEAR (10T)	4
27810	27810	THRUST WASHER	4

Our No: 85358AM		OEM No: 85358	
Models: 38DT/DP, 42DT/DP, 380(P)DT/DP, 38RT/RP, 42RT/RP, 380RT/RP			
Our No.	OEM No.	Description	Qty
38289AM	38289	DIFF SPIDER	1
37069AM	37069	SIDE GEAR (18T - 16 SPL)	2
27827	27827	THRUST WASHER	2
104139AM	104139	PINION GEAR (10T)	4
27810	27810	THRUST WASHER	4

Our No: 98581AM		OEM No: 98581	
Models: 44DT/DP, 44RT/RP			
Our No.	OEM No.	Description	Qty
107371AM	107371	DIFF SPIDER	1
98257AM	98257	SIDE GEAR (16T - 22 SPL)	2
18198	18198	THRUST WASHER	2
96900AM	96900	PINION GEAR (9T)	4
18199	18199	THRUST WASHER	4

Our No: 98853AM		OEM No: 98853	
Models: 400-P DT/DP, 401-P DT/DP, 451-P DT/DP, 400RT/RP, 401RT/RP, 451RT/RP			
Our No.	OEM No.	Description	Qty
38289	38289	DIFF SPIDER	1
85486AM	85486	SIDE GEAR (18T - 33 SPL)	2
27827	27827	THRUST WASHER	2
104139AM	104139	PINION GEAR (10T)	4
27810	27810	THRUST WASHER	4

Our No: 114469AM		OEM No: 114469	
Models: 341DT/DP, 341RT/RP			
Our No.	OEM No.	Description	Qty
38289	38289	DIFF SPIDER	1
110525AM	110525	SIDE GEAR (18T - 39 SPL)	2
27827	27827	THRUST WASHER	2
104139	104139	PINION GEAR (10T)	4
27810	27810	THRUST WASHER	4

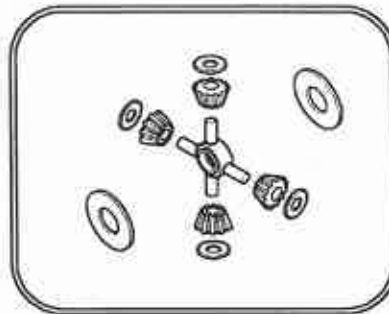
Our No: 114470AM		OEM No: 114470	
Models: 381(P)DT/DP, 402(P)DT/DP, 381RT/RP, 402RT/RP			
Our No.	OEM No.	Description	Qty
38289	38289	DIFF SPIDER	1
110527AM	110527	SIDE GEAR (18T - 41 SPL)	2
27827	27827	THRUST WASHER	2
104139AM	104139	PINION GEAR (10T)	4
27810	27810	THRUST WASHER	4



**FORWARD & REAR AXLE**  
**Double Reduction**

From 30 DT/DP →  
 Up to 451 RT/RP ←

**WHEEL DIFFERENTIAL KITS**



Our No: 118748AM		OEM No: 118748	
Models: (All DT/DP/RT/RP) 34/38/42/340/380(P)/400-P 341/381(P)/401-P/402(P)/451-P			
Our No.	OEM No.	Description	Qty
38289AM	38289	DIFF SPIDER	1
27827	27827	THRUST WASHER	2
104139AM	104139	PINION GEAR (10T)	4
27810	27810	THRUST WASHER	4

Our No: 118750AM		OEM No: 118750	
Models: 44DT/DP, 44RT/RP			
Our No.	OEM No.	Description	Qty
107371AM	107371	DIFF SPIDER	1
18198	18198	THRUST WASHER	2
96900AM	96900	PINION GEAR (9T)	4
18199	18199	THRUST WASHER	4



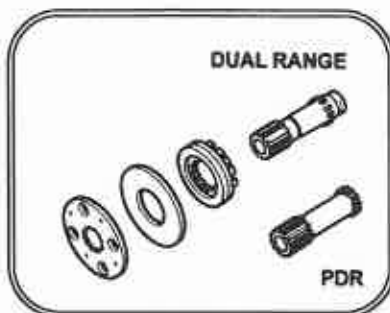


# FORWARD & REAR AXLE

## Double Reduction

From 30 DT/DP →  
Up to 451 RT/RP ←

### SLIDING CLUTCH SERVICE KITS



Our No: 95371AM		OEM No: 95371	
Models: 30DT/DP/RT/RP			
Our No.	OEM No.	Description	Qty
113629AM	113629	SLD CLUTCH GEAR (18T)	1
74022AM	74022	DIFF BRG ADJUSTER LH	1
43269	43269	PRESSURE RING	1
74023AM	74023	HIGH SPEED CLUTCH PL	1

Our No: 60608AM		OEM No: 60608	
Models: (ALL DT/DP/RT/RP) 34/38/42/340/341 380(P)/381(P)/400-P/401-P/402(P)/451-P			
Our No.	OEM No.	Description	Qty
113596AM	113596	SLD CLUTCH GEAR (16T)	1
56932AM	56932	DIFF BRG ADJUSTER LH	1
43270	43270	PRESSURE RING	1
56931AM	56931	HIGH SPEED CLUTCH PL	1

Our No: 118136AM		OEM No: 118136	
Models: 44DT/DP/RT/RP Late Version			
Our No.	OEM No.	Description	Qty
113594AM	113594	SLD CLUTCH GEAR (17T)	1
126305AM	126305	DIFF BRG ADJUSTER LH	1
43271	43271	PRESSURE RING	1
56928AM	56928	HIGH SPEED CLUTCH PL	1

Our No: 62040AM		OEM No: 62040	
Models: (ALL DT/DP/RT/RP) 34/38/42/340/341 380(P)/381(P)/400-P/401-P/402(P)/451-P			
Our No.	OEM No.	Description	Qty
113598AM	113598	SLD CLUTCH GEAR (16T)	1
56932AM	56932	DIFF BRG ADJUSTER LH	1
43270	43270	PRESSURE RING	1
56931AM	56931	HIGH SPEED CLUTCH PL	1

Our No:		OEM No: 62041	
Models: 44DT/DP/RT/RP Late Version			
Our No.	OEM No.	Description	Qty
113595AM	113595	SLD CLUTCH GEAR	1
126305AM	126305	DIFF BRG ADJUSTER LH	1
43271	43271	PRESSURE RING	1
56928AM	56928	HIGH SPEED CLUTCH PL	1



**FORWARD & REAR AXLE**  
**Double Reduction**

From 30 DT/DP →

Up to 451 RT/RP ←



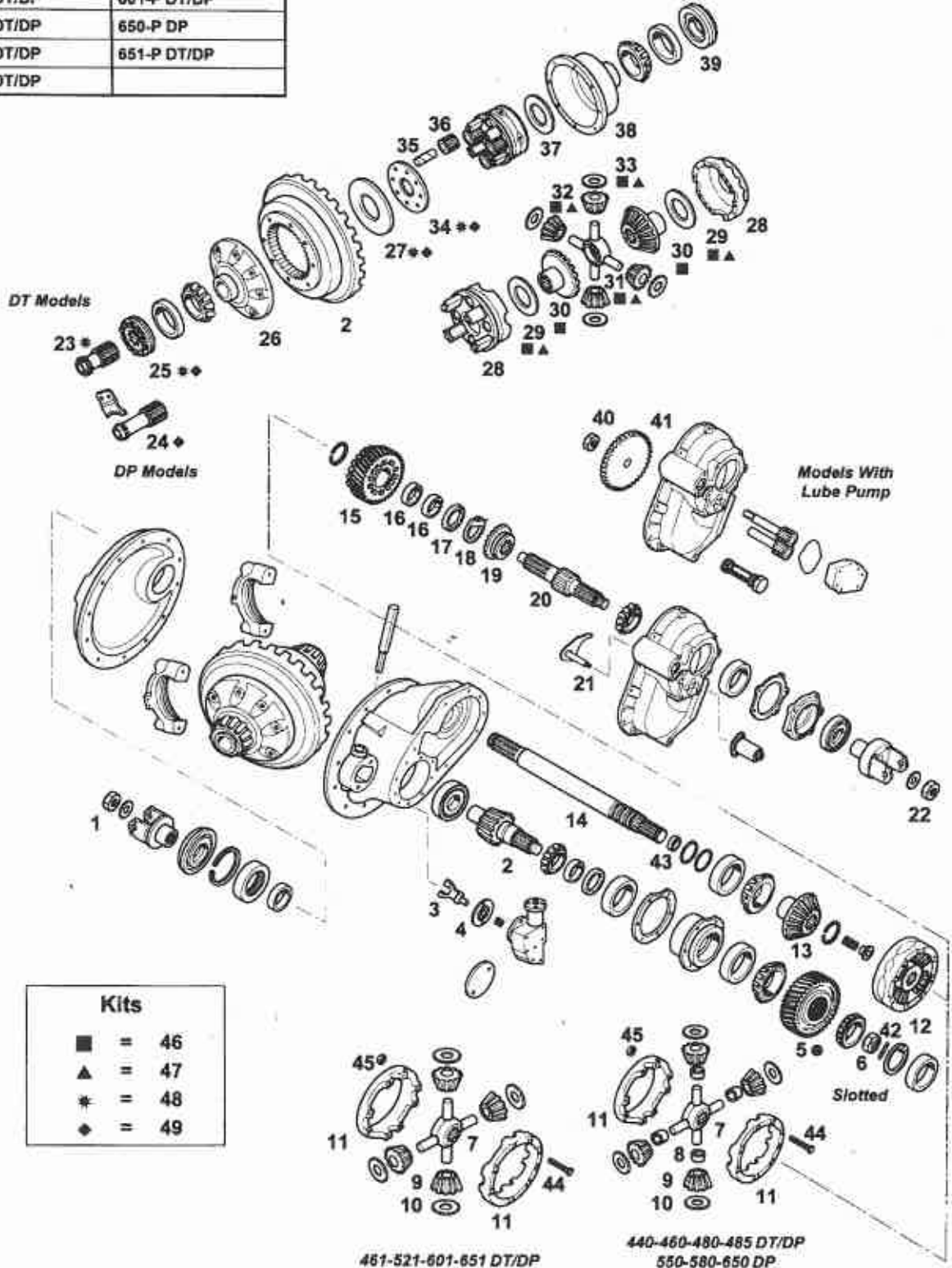
# FORWARD AXLE

## Double Reduction

From 440-P DT/DP →

Up to 651-P DT/DP ←

MODELS	
440-P DT/DP	550-P DP
460-P DT/DP	580-P DP
481-P DT/DP	601-P DT/DP
480-P DT/DP	650-P DP
485-P DT/DP	651-P DT/DP
521-P DT/DP	





# FORWARD AXLE

## Double Reduction

From 440-P DT/DP →

Up to 651-P DT/DP ←

Fig.	Our No.	OEM No.	Description	Note	440-P DT/DP	460-P DT/DP	461-P DT/DP	480-P DT/DP	485-P DT/DP	521-P DT/DP	550-P DP	580-P DP	601-P DT/DP	650-P DP	651-P DT/DP
1	95262	95262	NUT 1" 3/4-12 UN												
1	210508	210508	NUT M42X1.5												
2		C&P	PAGE 120												
3		32679	FORK												
3		84508	FORK												
4	119855	119855	COVER												
5	113329AM	113329	HELICAL GEAR	(A)											
5	78915AM	78915	HELICAL GEAR 31T - 16 SPLINE	(B)											
5	113329AM	113329	HELICAL GEAR												
5	113329AM	113329	HELICAL GEAR	(A)(1)											
5	78915AM	78915	HELICAL GEAR 31T - 16 SPLINE	(B)(1)											
5		99416	HELICAL GEAR	(*) (2)											
5	119995AM	119995	HELICAL GEAR 32T - 41 SPLINE												
6		119353	NUT 1" 3/4-12 UN												
6	126182	126182	NUT M42X1.5												
7	95220AM	95220	DIFF SPIDER												
7	126152AM	126152	SPIDER												
8	95219AM	95219	SIDE PINION BUSHING												
9	95218AM	95218	SIDE PINION 10T												
10	27810	27810	THRUST WASHER												
10	126180	126180	THRUST WASHER												
11	106470AM	106470	WHEEL DIFF CASE KIT	(* R *)											
11	211252AM	211252	WHEEL DIFF CASE KIT												
12	104597AM	104597	DIFFERENTIAL CASE (COMPLETE)												
12	121681AM	121681	DIFFERENTIAL CASE (COMPLETE)												
13	78911AM	78911	SIDE GEAR 18T - 16 SPLINE												
14	104456AM	104456	OUTPUT SHAFT KIT 16 SPLINE												
14	122419AM	122419	OUTPUT SHAFT KIT 16 SPLINE												
15	113331AM	113331	HELICAL GEAR & BUSHING 32T	(A)											
15	78863AM	78863	HELICAL GEAR & BUSHING 31T	(B)											
15	113331AM	113331	HELICAL GEAR & BUSHING 32T												
15	113331AM	113331	HELICAL GEAR & BUSHING 32T	(A)(1)											
15	78863AM	78863	HELICAL GEAR & BUSHING 31T	(B)(1)											
15		99418	HELICAL GEAR & BUSHING	(*) (2)											
16	75063	75063	BUSHING												

- (A) FOR CARRIER 110500
- (B) FOR CARRIER 103530
- (1) RATIO 1:1
- (2) RATIO 1.2:1

- (\*) FOR BOTH CARRIERS
- (\*\*) SEE PAGE 128-129 FOR THE BREAKDOWN OF COMPONENTS
- (\* R \*) SEE "ORIGINAL PART NUMBER REFERENCE" SECTION



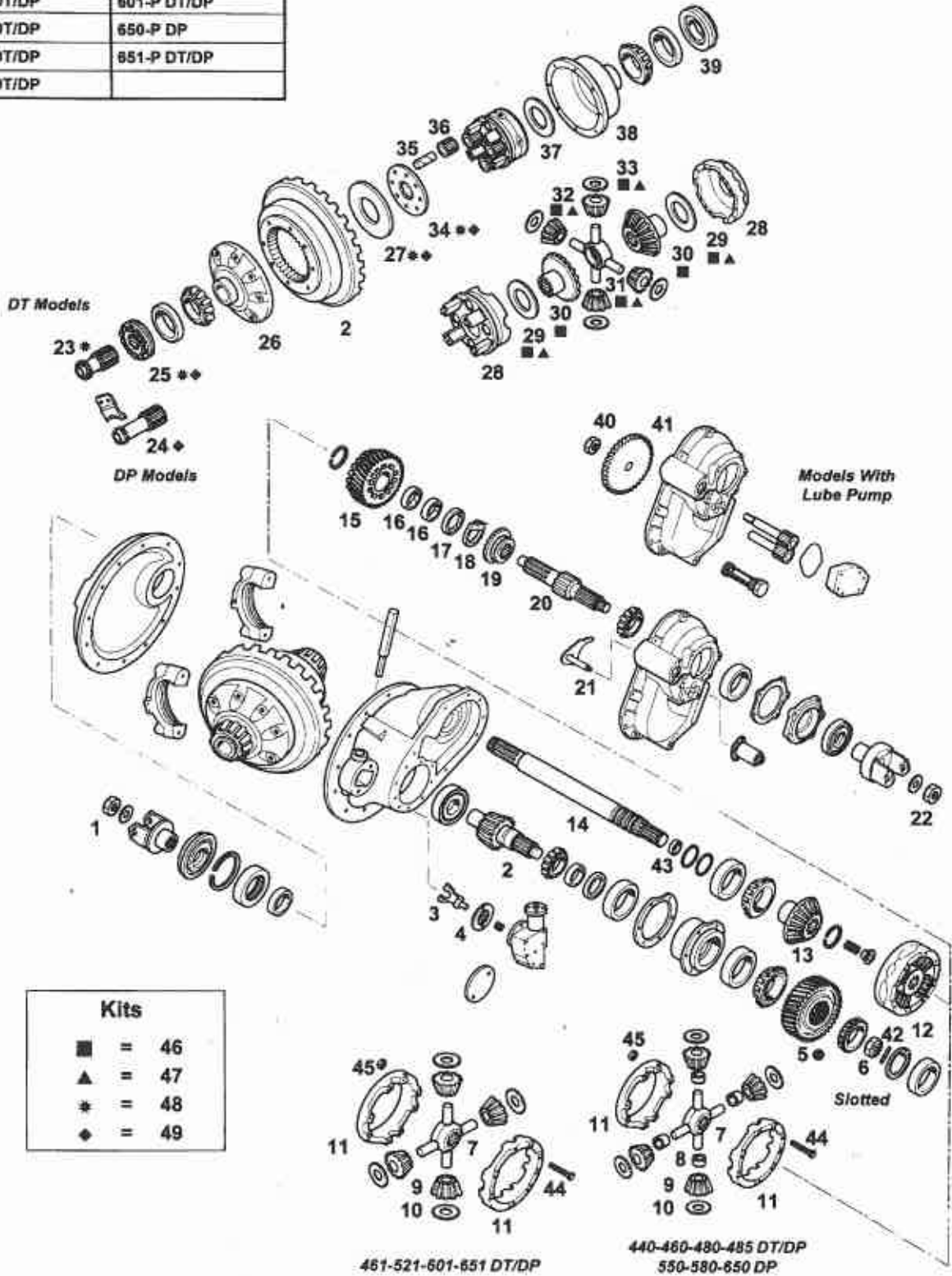
# FORWARD AXLE

## Double Reduction

From 440-P DT/DP →

Up to 651-P DT/DP ←

MODELS	
440-P DT/DP	550-P DP
460-P DT/DP	580-P DP
481-P DT/DP	601-P DT/DP
480-P DT/DP	650-P DP
485-P DT/DP	651-P DT/DP
521-P DT/DP	



DT Models

DP Models

Models With Lube Pump

Kits	
■	= 46
▲	= 47
*	= 48
◆	= 49

461-521-601-651 DT/DP

440-460-480-485 DT/DP  
550-580-650 DP



# FORWARD AXLE Double Reduction

From 440-P DT/DP →

← Up to 651-P DT/DP

Fig.	Our No.	OEM No.	Description	Note	440-P DT/DP	460-P DT/DP	461-P DT/DP	480-P DT/DP	485-P DT/DP	521-P DT/DP	550-P DP	580-P DP	601-P DT/DP	650-P DP	651-P DT/DP
17	79034	79034	SIDE GEAR THRUST WASHER												
18	56360	56360	"D" WASHER												
19	119948AM	119948	SLIDING CLUTCH GEAR												
19	78917AM	78917	SLIDING CLUTCH GEAR												
20		121301	INPUT SHAFT	(* R *)											
20	122418AM	122418	INPUT SHAFT 46 SPLINE												
20	98695AM	98695	INPUT SHAFT KIT 18 SPLINE												
21	103529AM	103529	SHIFT FORK												
22	95209	95209	NUT 1" 7/8-12 UN												
22	126155	126155	NUT M48X1.5												
23	113593AM	113593	SLIDING CLUTCH GEAR 17T												
23	113594AM	113594	SLIDING CLUTCH GEAR 17T												
23	126255AM	126255	SLIDING CLUTCH GEAR 17T												
24	113595AM	113595	SLIDING CLUTCH GEAR												
24		119902	SLIDING CLUTCH GEAR												
25	126305AM	126305	DIFF BEARING ADJUSTER LH												
26	106471AM	106471	HALF SUPPORT CASE												
26	126301AM	126301	HALF SUPPORT CASE												
27	43271	43271	PRESSURE RING												
28	98584AM	98584	WHEEL DIFF CASE KIT												
28		109270	WHEEL DIFF CASE KIT												
28	122417AM	122417	WHEEL DIFF CASE KIT												
29	18198	18198	THRUST WASHER												
29	83726	83726	THRUST WASHER												
30	98257AM	98257	SIDE GEAR 16T - 22 SPLINE	INV											
30	110528AM	110528	SIDE GEAR 16T - 22 SPLINE	INV											
30	108143AM	108143	SIDE GEAR 16T - 22 SPLINE	INV											
30	118959AM	118959	SIDE GEAR 16T - 22 SPLINE	INV											
31	107371AM	107371	DIFF SPIDER												
31	108141AM	108141	DIFF SPIDER												
32	96900AM	96900	PINION GEAR 9T												
32	108142AM	108142	PINION GEAR 10T												
33	18199	18199	THRUST WASHER												
33	108145	108145	THRUST WASHER												
34	56928AM	56928	HIGH SPEED CLUTCH PLATE												

- (A) FOR CARRIER 110500
- (B) FOR CARRIER 103530
- (1) RATIO 1:1
- (2) RATIO 1.2:1

- (\*) FOR BOTH CARRIERS
- (\*\*) SEE PAGE 128-129 FOR THE BREAKDOWN OF COMPONENTS
- (\* R \*) SEE "ORIGINAL PART NUMBER REFERENCE" SECTION



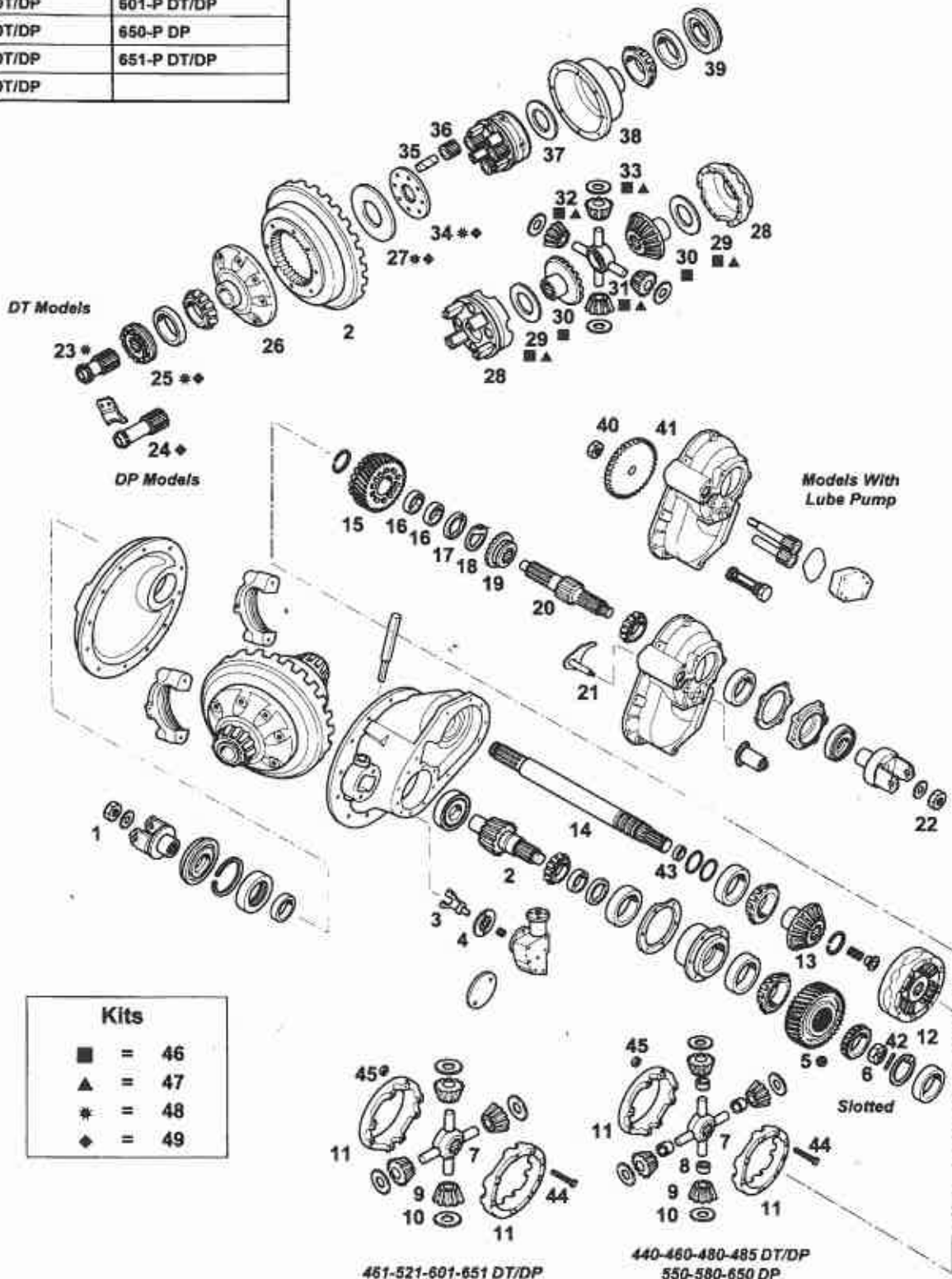
# FORWARD AXLE

## Double Reduction

From 440-P DT/DP →

Up to 651-P DT/DP ←

MODELS	
440-P DT/DP	550-P DP
460-P DT/DP	580-P DP
461-P DT/DP	601-P DT/DP
480-P DT/DP	650-P DP
485-P DT/DP	651-P DT/DP
521-P DT/DP	





# FORWARD AXLE

## Double Reduction

From 440-P DT/DP →

← Up to 651-P DT/DP

Fig.	Our No.	OEM No.	Description	Note	440-P DT/DP	460-P DT/DP	461-P DT/DP	480-P DT/DP	485-P DT/DP	521-P DT/DP	550-P DP	580-P DP	601-P DT/DP	650-P DP	651-P DT/DP	
34		126307	HIGH SPEED CLUTCH PLATE													
35	27953AM	27953	IDLER PIN (BRONZE)	4 PCS												
35	27953AM	27953	IDLER PIN (BRASS)	4 PCS												
35	108144AM	108144	IDLER PIN (BRONZE)	4 PCS												
35	108144AM	108144	IDLER PIN (BRASS)	4 PCS												
35	126302AM	126302	IDLER PIN (BRONZE)	4 PCS												
35	126302AM	126302	IDLER PIN (BRASS)	4 PCS												
36	27952AM	27952	IDLER PINION 15T	4 PCS												
36	126306AM	126306	IDLER PINION 15T	4 PCS												
37	18198	18198	THRUST WASHER													
37	83726	83726	THRUST WASHER													
38	21619AM	21619	HALF SUPPORT CASE													
38	108138AM	108138	HALF SUPPORT CASE													
39	21637AM	21637	DIFF BEARING ADJUSTER RH													
40		111451	NUT													
41	119946AM	119946	PUMP DRIVE GEAR	(A)												
41	111449AM	111449	PUMP DRIVE GEAR	(B)												
41	119946AM	119946	PUMP DRIVE GEAR													
42	118807	118807	ROLL PIN 6.55X63.5													
43	48922	48922	BUSHING													
44	57636	57636	SCREW	8 PCS												
45	57637	57637	NUT	8 PCS												
46	98581AM	98581	DIFFERENTIAL GEAR KIT	(*)												
46	114474AM	114474	DIFFERENTIAL GEAR KIT	(*)												
46		119393	DIFFERENTIAL GEAR KIT	(*)												
46		109267	DIFFERENTIAL GEAR KIT	(*)												
47	118750AM	118750	DIFFERENTIAL GEAR KIT	(*)												
47	118751AM	118751	DIFFERENTIAL GEAR KIT	(*)												
48	60609AM	60609	SLIDING CLUTCH KIT	(*)												
48	118136AM	118136	SLIDING CLUTCH KIT	(*)												
48		122420	SLIDING CLUTCH KIT	(*)												
49		62041	SLIDING CLUTCH KIT	(*)												
49		122620	SLIDING CLUTCH KIT	(*)												

(A) FOR CARRIER 110500  
 (B) FOR CARRIER 103530  
 (1) RATIO 1:1  
 (2) RATIO 1.2:1

(\*) FOR BOTH CARRIERS  
 (\*\*) SEE PAGE 128-129 FOR THE BREAKDOWN OF COMPONENTS  
 (\* R \*) SEE "ORIGINAL PART NUMBER REFERENCE" SECTION





**FORWARD AXLE**  
**Double Reduction**

From 440 DT/DP →

Up to 651 DT/DP ←

**CROWN AND PINION SETS**

Models: 440-P DT/DP, 460-P DT/DP  
 Gear: 18" (R 3.70), 17" (Over 3.70)

Ratio	Our No.	Note	OEM No.	Description
3.70/5.04	95583AM		95583	C & P (37/10)
3.90/5.31			104526	C & P (39/10)
4.11/5.60	104527AM		104527	C & P (37/9)
4.33/5.90	104528AM		104528	C & P (39/9)
4.62/6.30	104529AM		104529	C & P (37/8)
5.29/7.20	104530AM		104530	C & P (37/7)
6.17/8.40			104531	C & P (37/6)

Models: 480-P DT/DP, 485-P DT/DP, 550-P DP, 580-P DP, 650-PDP  
 Gear: 18"

Ratio	Our No.	Note	OEM No.	Description
3.70/5.04	95583AM		95583	C & P (37/10)
4.11/5.60	95584AM		95584	C & P (37/9)
4.33/5.90	95585AM		95585	C & P (39/9)
4.56/6.21	95586AM		95586	C & P (41/9)
4.88/6.64	95587AM		95587	C & P (39/8)
5.43/7.39	95588AM		95588	C & P (38/7)
6.17/8.40	95589AM		95589	C & P (37/6)

Models: 461-P DT/DP, 521-P DT/DP, 601-P DT/DP, 651-P DT/DP  
 Gear: 18"

Ratio	Our No.	Note	OEM No.	Description
3.70/5.04			122387	C & P (37/10)
3.90/5.32	124444AM		124444	C & P (39/10)
4.11/5.60	122388AM		122388	C & P (37/9)
4.33/5.90	122389AM		122389	C & P (39/9)
4.56/6.20	122390AM		122390	C & P (41/9)
4.88/6.64	122391AM		122391	C & P (39/8)
5.43/7.39	122392AM		122392	C & P (38/7)
6.17/8.40	122393AM		122393	C & P (37/6)



**FORWARD AXLE**

**Double Reduction**

From 440 DT/DP →

Up to 651 DT/DP ←



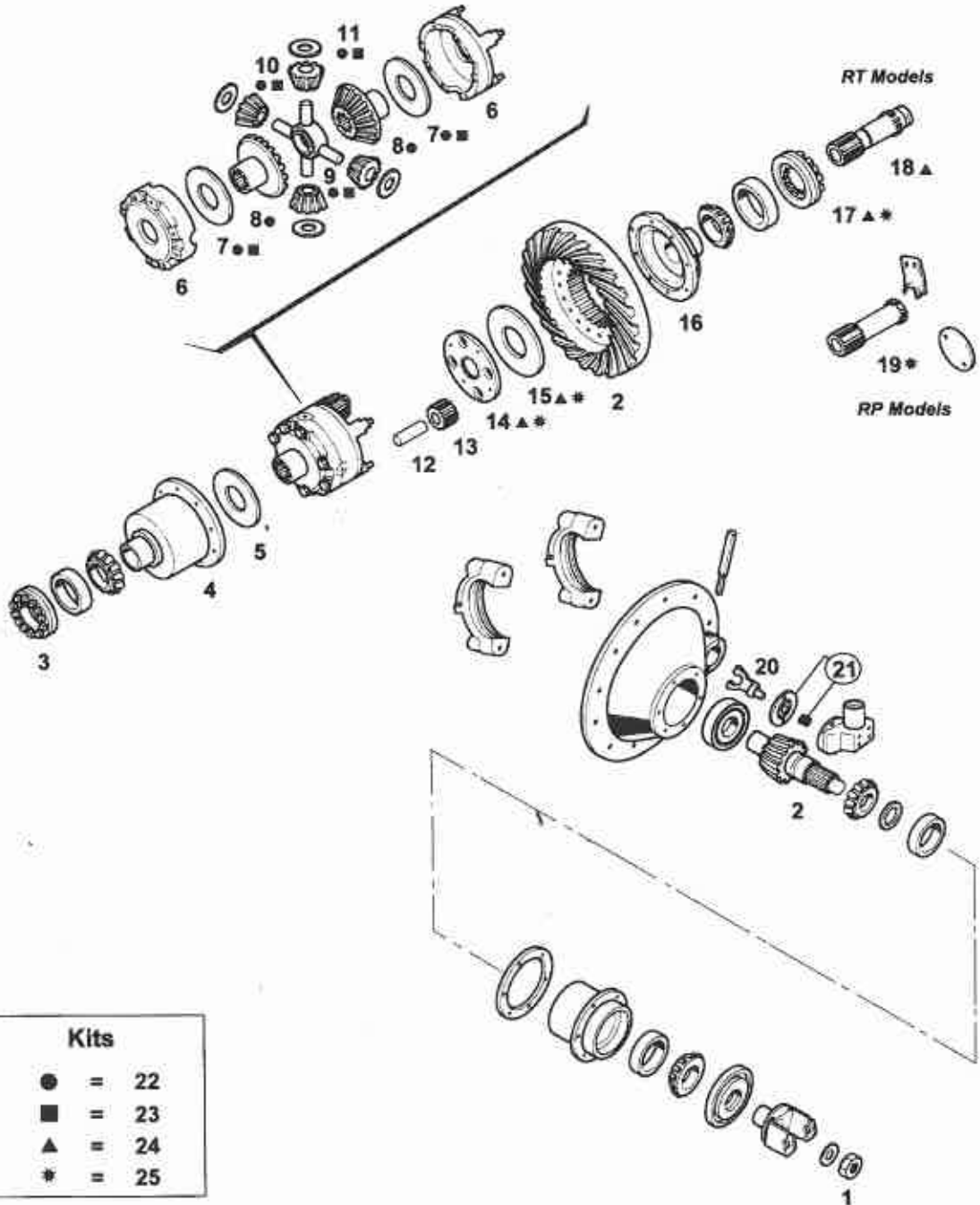
# REAR AXLE

## Double Reduction

From 440 RT/RP →

Up to 651 RT/RP ←

MODELS	
440 RT/RP	550 RP
460 RT/RP	580 RP
461 RT/RP	601 RT/RP
480 RT/RP	650 RP
485 RT/RP	651 RT/RP
521 RT/RP	



Kits	
●	= 22
■	= 23
▲	= 24
*	= 25



# REAR AXLE Double Reduction

From 440 RT/RP →

← Up to 651 RT/RP

Fig.	Our No.	OEM No.	Description	Note	440 RT/RP	460 RT/RP	461 RT/RP	480 RT/RP	485 RT/RP	521 RT/RP	550 RP	580 RP	601 RT/RP	650 RP	651 RT/RP
1	95262	95262	NUT 1" 3/4-12 UN												
1	210508	210508	NUT M42X1.5												
2		C&P	PAGE 126												
3	21637AM	21637	DIFF BEARING ADJUSTER RH												
4	21619AM	21619	HALF SUPPORT CASE												
4	108138AM	108138	HALF SUPPORT CASE												
5	18198	18198	THRUST WASHER												
5	83726	83726	THRUST WASHER												
6	98584AM	98584	WHEEL DIFF CASE KIT												
6	122417AM	122417	WHEEL DIFF CASE KIT												
6		109270	WHEEL DIFF CASE KIT												
7	18198	18198	THRUST WASHER												
7	83726	83726	THRUST WASHER												
8	98257AM	98257	SIDE GEAR 16T - 22 SPLINE												
8	110528AM	110528	SIDE GEAR 16T - 36 SPLINE												
8	118959AM	118959	SIDE GEAR 18T - 36 SPLINE												
8	108143AM	108143	SIDE GEAR 18T - 39 SPLINE												
9	107371AM	107371	DIFF SPIDER												
9	108141AM	108141	DIFF SPIDER												
10	96900AM	96900	PINION GEAR 9T												
10	108142AM	108142	PINION GEAR 10T												
11	18199	18199	THRUST WASHER												
11	108145	108145	THRUST WASHER												
12	27953AM	27953	IDLER PIN (BRONZE)	4 PCS											
12	27953AM	27953	IDLER PIN (BRASS)	4 PCS											
12	126302AM	126302	IDLER PIN (BRONZE)	4 PCS											
12	126302AM	126302	IDLER PIN (BRASS)	4 PCS											
12	108144AM	108144	IDLER PIN (BRONZE)	4 PCS											
12	108144AM	108144	IDLER PIN (BRASS)	4 PCS											
13	27952AM	27952	IDLER PINION 15T	4 PCS											
13	126306AM	126306	IDLER PINION 15T	4 PCS											
14	56928AM	56928	HIGH SPEED CLUTCH PLATE												
14		126307	HIGH SPEED CLUTCH PLATE												
15	43271	43271	PRESSURE RING												
16	106471AM	106471	HALF SUPPORT CASE												

(\*) SEE PAGE 128-129 FOR THE BREAKDOWN OF THE COMPONENTS



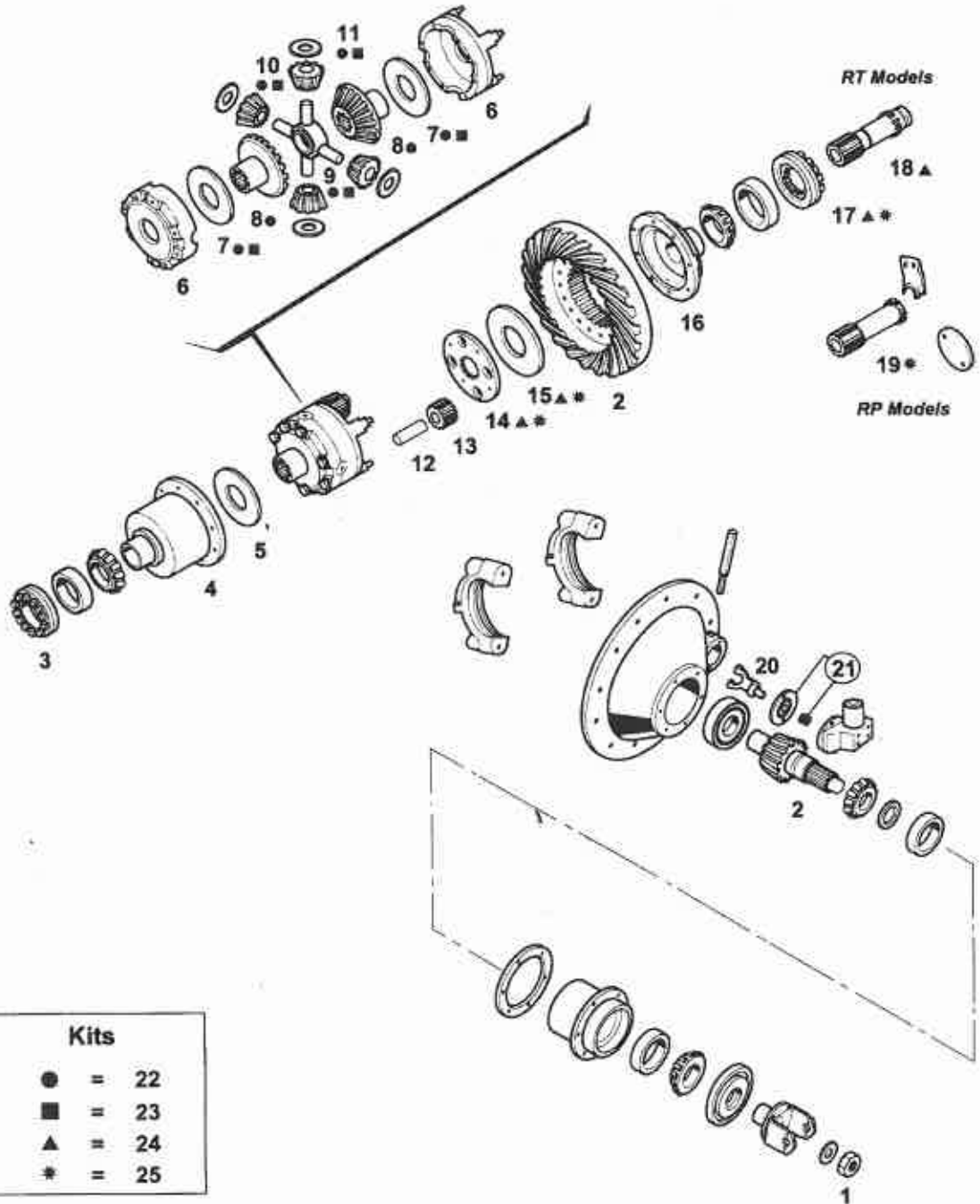
# REAR AXLE

## Double Reduction

From 440 RT/RP →

Up to 651 RT/RP ←

MODELS	
440 RT/RP	550 RP
460 RT/RP	580 RP
461 RT/RP	601 RT/RP
480 RT/RP	650 RP
485 RT/RP	651 RT/RP
521 RT/RP	





# REAR AXLE

## Double Reduction

From 440 RT/RP →

← Up to 651 RT/RP

Fig.	Our No.	OEM No.	Description	Note	440 RT/RP	460 RT/RP	461 RT/RP	480 RT/RP	485 RT/RP	521 RT/RP	550 RP	580 RP	601 RT/RP	650 RP	651 RT/RP
16	126301AM	126301	HALF SUPPORT CASE												
17	<b>126305AM</b>	126305	DIFF BEARING ADJUSTER LH												
18	<b>113593AM</b>	113593	SLIDING CLUTCH GEAR 17T												
18	<b>113594AM</b>	113594	SLIDING CLUTCH GEAR 17T												
18	126255AM	126255	SLIDING CLUTCH GEAR 17T												
19	113595AM	113595	SLIDING CLUTCH GEAR												
19		119902	SLIDING CLUTCH GEAR												
20		32679	FORK												
20		84508	FORK												
21	<b>119855</b>	119855	COVER												
22	<b>98581AM</b>	98581	DIFFERENTIAL GEAR KIT	(*)											
22	<b>114474AM</b>	114474	DIFFERENTIAL GEAR KIT	(*)											
22		119393	DIFFERENTIAL GEAR KIT	(*)											
22		109267	DIFFERENTIAL GEAR KIT	(*)											
23	<b>118750AM</b>	118750	DIFFERENTIAL GEAR KIT	(*)											
23	118751AM	118751	DIFFERENTIAL GEAR KIT	(*)											
24	60609AM	60609	SLIDING CLUTCH KIT	(*)											
24	118136AM	118136	SLIDING CLUTCH KIT	(*)											
24		122420	SLIDING CLUTCH KIT	(*)											
25		62041	SLIDING CLUTCH KIT	(*)											
25		122620	SLIDING CLUTCH KIT	(*)											

(\*) SEE PAGE 128-129 FOR THE BREAKDOWN OF THE COMPONENTS



**REAR AXLE**  
**Double Reduction**

From 440 RT/RP →

← Up to 651 RT/RP

**CROWN AND PINION SETS**

Models: 440 RT/RP, 460 RT/RP Gear: 18" (R 3.70), 17" (Over 3.70)

Ratio	Our No.	Note	OEM No.	Description
3.70/5.04	98107AM	(* R *)	98107	C & P (37/10)
3.90/5.31			104538	C & P (39/10)
4.11/5.60			104539	C & P (37/9)
4.33/5.90			104540	C & P (39/9)
4.62/6.30	104541AM		104541	C & P (37/8)
5.29/7.20	104542AM		104542	C & P (37/7)
6.17/8.40			104543	C & P (37/6)

Models: 480 RT/RP, 485 RT/RP, 550 RP, 580 RP, 650 RP  
Gear: 18"

Ratio	Our No.	Note	OEM No.	Description
3.70/5.04	98107AM	(* R *)	98107	C & P (37/10)
4.11/5.60	98108AM	(* R *)	98108	C & P (37/9)
4.33/5.90	98109AM	(* R *)	98109	C & P (39/9)
4.56/6.21	98110AM	(* R *)	98110	C & P (41/9)
4.88/6.64	98111AM	(* R *)	98111	C & P (39/8)
5.43/7.39	98112AM	(* R *)	98112	C & P (38/7)
6.17/8.40	98113AM	(* R *)	98113	C & P (37/6)

Models: (All RT/RP) 461/521/601/651 Gear: 18"

Ratio	Our No.	Note	OEM No.	Description
3.70/5.04	122394AM		122394	C & P (37/10)
3.90/5.32	124445AM		124445	C & P (39/10)
4.11/5.60	122395AM		122395	C & P (37/9)
4.33/5.90	122396AM		122396	C & P (39/9)
4.56/6.20	122397AM		122397	C & P (41/9)
4.88/6.64	122398AM		122398	C & P (39/8)
5.43/7.39	122399AM		122399	C & P (38/7)
6.17/8.40	122400AM		122400	C & P (37/6)

\* R \*) SEE "ORIGINAL PART NUMBER REFERENCE" SECTION



**REAR AXLE**  
**Double Reduction**

From 440 RT/RP →

Up to 651 RT/RP ←





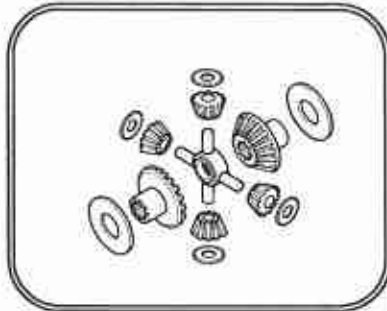
# FORWARD & REAR AXLE

## Double Reduction

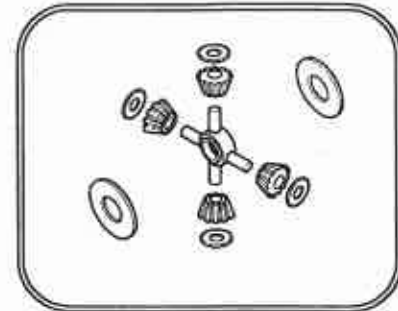
From 440-P DT/DP →

Up to 651 RT/RP ←

### WHEEL DIFFERENTIAL KITS



WITH SIDE GEARS



WITHOUT SIDE GEARS

#### WITH SIDE GEARS

Our No: 98581AM		OEM No: 98581	
Models: 440/460/480 (DT/DP/RT/RP)			
Our No.	OEM No.	Description	Qty
107371AM	107371	DIFF SPIDER	1
98257AM	98257	SIDE GEAR (16T - 22 SPL)	2
18198	18198	THRUST WASHER	2
96900AM	96900	PINION GEAR (9T)	4
18199	18199	THRUST WASHER	4

Our No: 114474AM		OEM No: 114474	
Models: 440/460/480 (DT/DP/RT/RP)			
Our No.	OEM No.	Description	Qty
107371AM	107371	DIFF SPIDER	1
110528AM	110528	SIDE GEAR (16T - 36 SPL)	2
18198	18198	THRUST WASHER	2
96900AM	96900	PINION GEAR (9T)	4
18199	18199	THRUST WASHER	4

#### WITH SIDE GEARS

Our No:		OEM No: 119393	
Models: 461/485/521/601/651 (DT/DP/RT/RP)			
Our No.	OEM No.	Description	Qty
108141AM	108141	DIFF SPIDER	1
118959AM	118959	SIDE GEAR (18T - 36 SPL)	2
83726	83726	THRUST WASHER	2
108142AM	108142	PINION GEAR (10T)	4
108145	108145	THRUST WASHER	4

Our No:		OEM No: 109267	
Models: 550/580/650 (DP/RP)			
Our No.	OEM No.	Description	Qty
108141AM	108141	DIFF SPIDER	1
108143AM	108143	SIDE GEAR (18T - 39 SPL)	2
83726	83726	THRUST WASHER	2
108142AM	108142	PINION GEAR (10T)	4
108145	108145	THRUST WASHER	4

#### WITHOUT SIDE GEARS

Our No: 118750AM		OEM No: 118750	
Models: 440/460/480 (DT/DP/RT/RP)			
Our No.	OEM No.	Description	Qty
107371AM	107371	DIFF SPIDER	1
18198	18198	THRUST WASHER	2
96900AM	96900	PINION GEAR (9T)	4
18199	18199	THRUST WASHER	4

Our No: 118751AM		OEM No: 118751	
Models: 461/485/521/601/651 (DT/DP/RT/RP) 550/580/650 (DP/RP)			
Our No.	OEM No.	Description	Qty
108141AM	108141	DIFF SPIDER	1
83726	83726	THRUST WASHER	2
108142AM	108142	PINION GEAR (10T)	4
108145	108145	THRUST WASHER	4



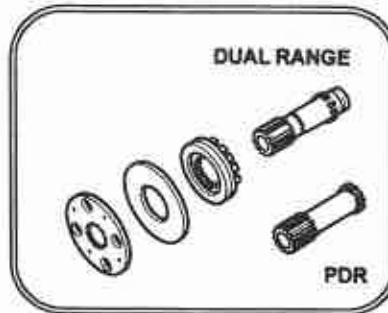
# FORWARD & REAR AXLE

## Double Reduction

From 440-P DT/DP →

Up to 651 RT/RP ←

### SLIDING CLUTCH SERVICE KITS



#### DUAL RANGE

Our No: 60609AM		OEM No: 60609	
Models: 440/460/480 (DT/DP/RT/RP)			
Our No.	OEM No.	Description	Qty
113593AM	113593	SLD CLUTCH GEAR (17T)	1
126305AM	126305	DIFF BRG ADJUSTER LH	1
43271	43271	PRESSURE RING	1
56928AM	56928	HIGH SPEED CLUTCH PL	1

Our No: 118136AM		OEM No: 118136	
Models: 485 (DT/DP/RT/RP)			
Our No.	OEM No.	Description	Qty
113594AM	113594	SLD CLUTCH GEAR (17T)	1
126305AM	126305	DIFF BRG ADJUSTER LH	1
43271	43271	PRESSURE RING	1
56928AM	56928	HIGH SPEED CLUTCH PL	1

#### DUAL RANGE

Our No:		OEM No: 122420	
Models: 461/521/601/651 (DT/DP/RT/RP)			
Our No.	OEM No.	Description	Qty
126255AM	126255	SLD CLUTCH GEAR (17T)	1
126305AM	126305	DIFF BRG ADJUSTER LH	1
43271	43271	PRESSURE RING	1
	126307	HIGH SPEED CLUTCH PL	1

#### PDR

Our No:		OEM No: 62041	
Models: 440 /460 /480 /485 (DT/DP/RT/RP) 550 /580 /650 (DP/RP)			
Our No.	OEM No.	Description	Qty
113595AM	113595	SLD CLUTCH GEAR	1
126305AM	126305	DIFF BRG ADJUSTER LH	1
43271	43271	PRESSURE RING	1
56928AM	56928	HIGH SPEED CLUTCH PL	1

Our No:		OEM No: 122620	
Models: 461 /521 /601 /651 (DT/DP/RT/RP)			
Our No.	OEM No.	Description	Qty
	119902	SLD CLUTCH GEAR	1
126305AM	126305	DIFF BRG ADJUSTER LH	1
43271	43271	PRESSURE RING	1
	126307	HIGH SPEED CLUTCH PL	1

