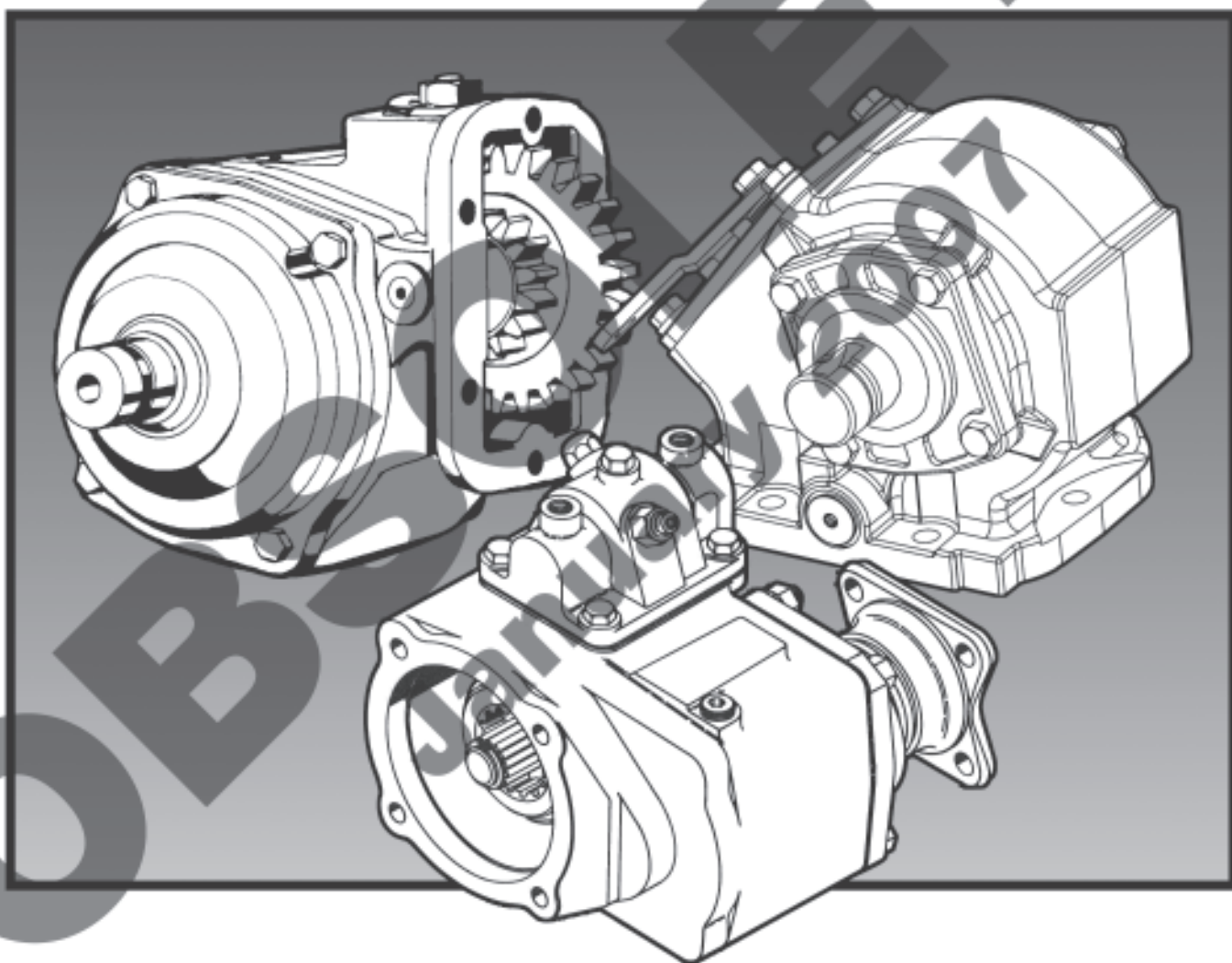


CHELSEA[®]

Bulletin HY25-2434-M1/US

Parts List 434 Series

Effective: January 15, 2007
Supersedes: HY25-2434-M1/US Dated Nov. 2001



Parker

 **WARNING**

FAILURE OR IMPROPER SELECTION OR IMPROPER USE OF THE PRODUCTS AND/OR SYSTEMS DESCRIBED HEREIN OR RELATED ITEMS CAN CAUSE DEATH, PERSONAL INJURY AND PROPERTY DAMAGE.

This document and other information from Parker Hannifin Corporation, its subsidiaries and authorized distributors provide product and/or system options for further investigation by users having technical expertise. It is important that you analyze all aspects of your application and review the information concerning the product or system in the current product catalog. Due to the variety of operating conditions and applications for these products or systems, the user, through its own analysis and testing, is solely responsible for making the final selection of the products and systems and assuring that all performance, safety and warning requirements of the application are met.

The products described herein, including without limitation, product features, specifications, designs, availability and pricing, are subject to change by Parker Hannifin Corporation and its subsidiaries at any time without notice.

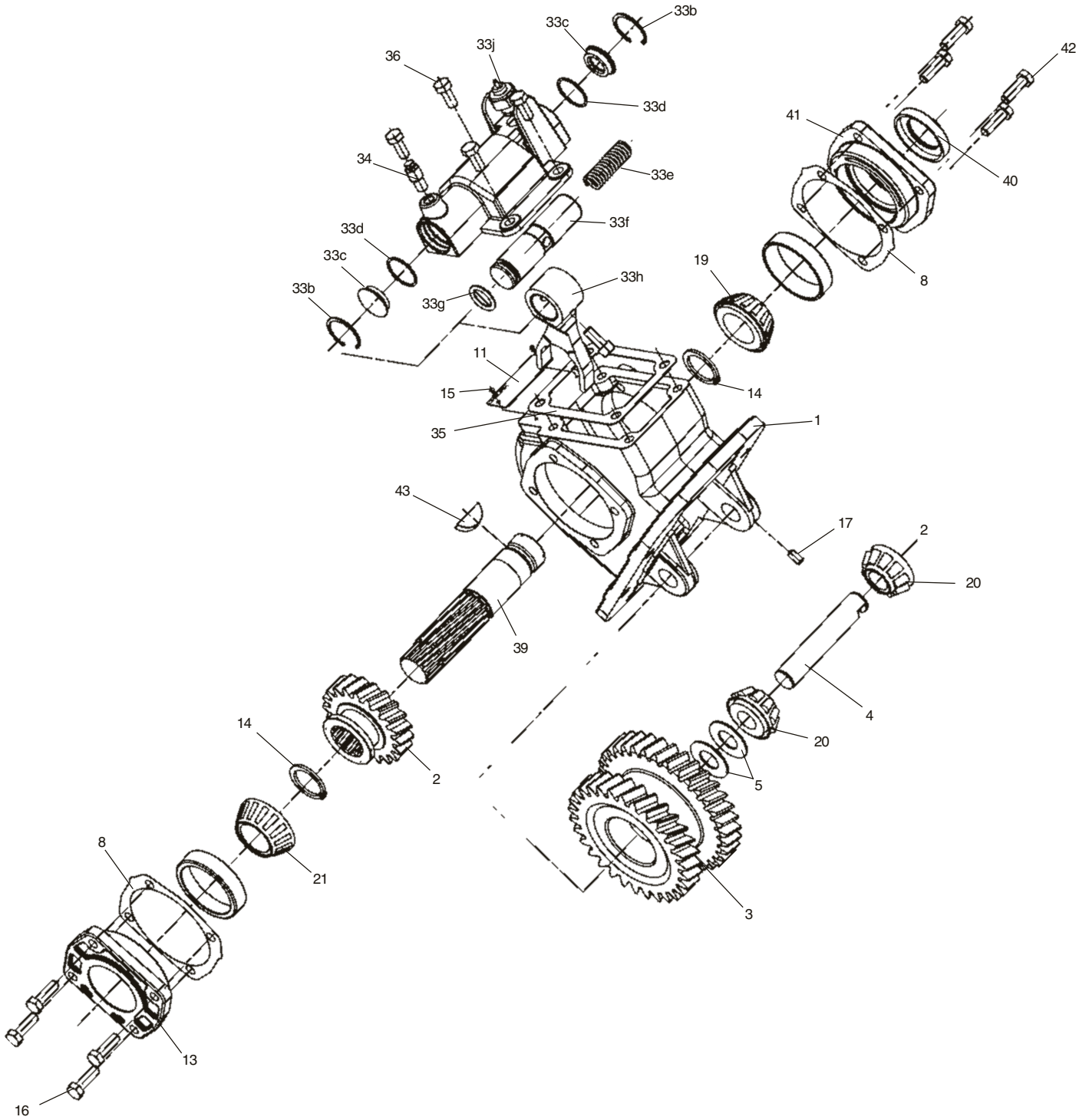
Offer of Sale

The items described in this document are hereby offered for sale by Parker Hannifin Corporation, its subsidiaries or its authorized distributors. This offer and its acceptance are governed by the provisions stated in the "Offer of Sale".

© Copyright 2007, Parker Hannifin Corporation, All Rights Reserved

Contents

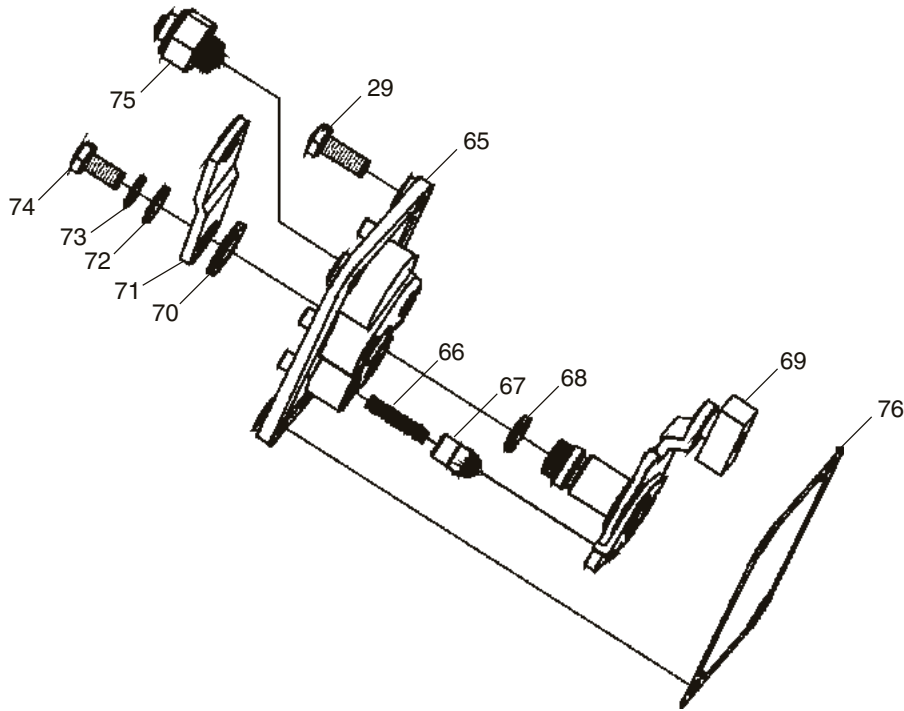
Exploded View	1
Bill of Materials	2
Cable Control - for Assembly 4 & 5	3
Air Control Parts (“A” Designator)	4
Direct Mount Pump Conversion Kits.....	5
Pump Conversion Kit Bill of Material	5
Dimensions	6
P.T.O. Housing, Pump Flange & Shaft Dimensions	6
Assembly Arrangements	7
Model Number Designation.....	7
Offer of Sale	8



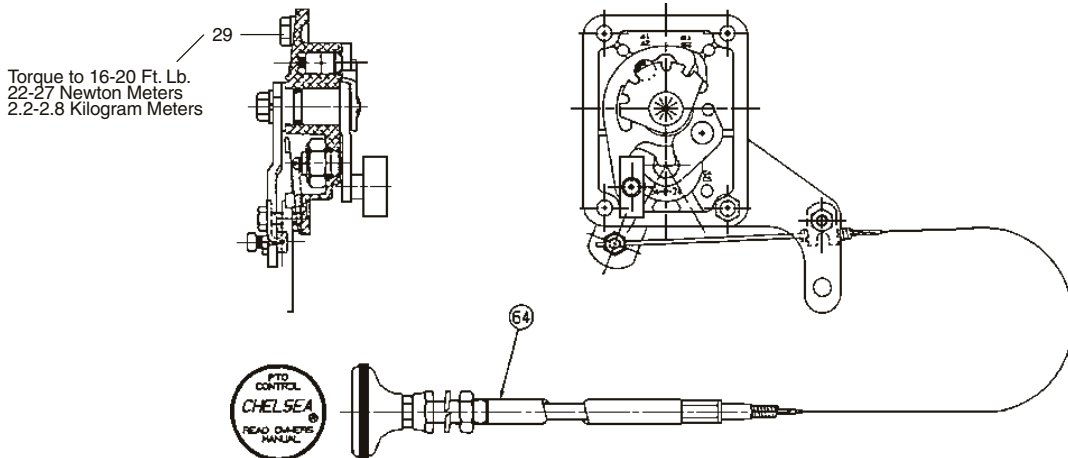
Bill of Materials

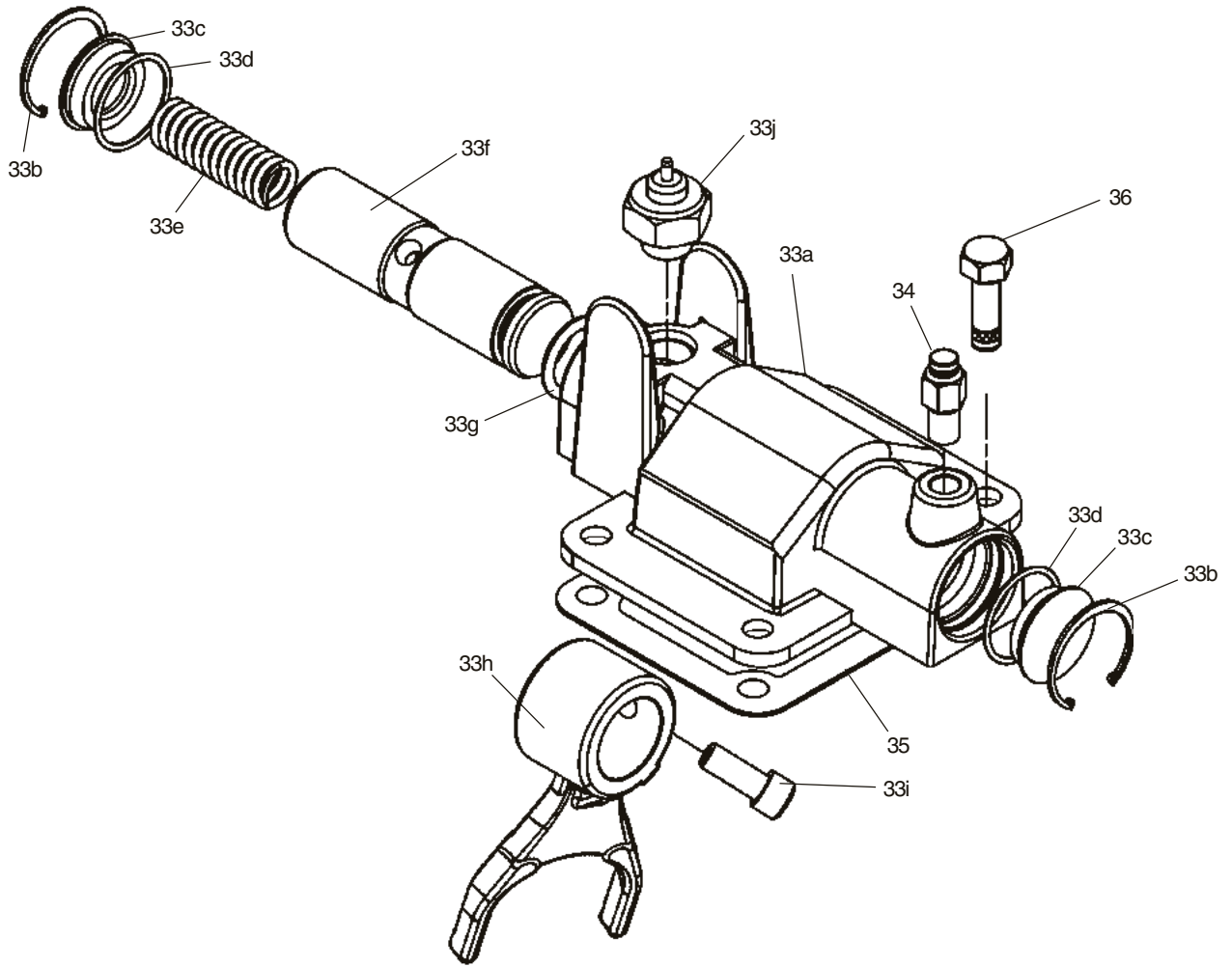
Item	Part Number	Description	Quantity
1	1-P-504	Housing	1
2	2-P-699	Gear, Output (20 teeth)	1
3	5-P-962	Gear, Idler	1
4	9-P-66	Shaft, Idler	1
5	14-P-15	Input Gear Spacers	A/R
8	22-P-24-1	Gasket, Bearing Cap (0.10)	A/R
	22-P-24-2	Gasket, Bearing Cap (.020)	A/R
	22-P-24-3	Gasket, Bearing Cap (.015)	A/R
11	68-P-37	Name Plate	1
13	328274X	Bearing Cap Assembly (Closed End)	1
14	378391	Lockring	2
15	378422	Drive Screw	2
16	378430-10	Capscrew, Hex Head (.312"-18 x 1.000")	4
17	378452-7	Set Screw (.250"-20 x .500")	1
19	550397	Bearing Cone	1
20	550439	Bearing Cone	2
21	550532	Bearing Cone	1
CABLE SHIFT (see page 3)			
26	329038-1X	Cable Shift Cover Assembly (3 & 6)	1 or
	329038-2X	Cable Shift Cover Assembly (4 & 5)	1
29	278430-9	Capscrew, Hex Head (.312"-18 x .875")	1
AIR SHIFT			
33	329363X	Shifter Cover Assembly, Air Shift (Includes Items 33a-33j)	1
33a	34-P-130	Shifter Cover	1
33b	378316	Snap Ring	2
33c	378315	Cover Plug	2
33d	28-P-42	O-Ring	2
33e	37-P-21	Shifter Spring	1
33f	11-P-75	Shaft, Shifter	1
33g	28-P-41	O-Ring	1
33h	32-P-180	Shifter Fork	1
33i	378447-4	Capscrew, Socket Head w/ lockpatch (.312"-18 x .750")	1
33j	379639	Indicator Switch (Normally OFF)	1
34	379904	Push Connect, for 1/4" tubing	1
35	35-P-8	Gasket, Shifter Cover	1
36	378430-9	Capscrew, Hex Head (.312"-18 x .875")	4
AIR SHIFT CONVERSION KITS			
	328390-105X	Lever to Air 12V	1
	328390-106X	Lever to Air 24V	1
	328390-117X	Lever or Cable to Air	1
	328390-119X	Lever or Cable to Electric/Air, 12V	1
	328390-120X	Lever or Cable to Electric/Air, 24V	1
OUTPUT, "XD"			
39	3-P-202	Shaft, Output	1
	See Chart Pg. 5	Pump Mounts, Output Shaft	1
40	28-P-216	Oil Seal	1
	See Chart Pg. 5	Pump Mounts, Oil Seal	1
41	328273X	Bearing Cap Assembly	1
	See Chart Pg. 5	Pump Mounts, Bearing Cap Assembly	1
42	378430-10	Capscrew, Hex Head (.312"-18 x 1.000")	4
43	500007-29	Woodruff Key	1
LOOSE PARTS			
	328170-197X	Stud Kit	1
	328961-3X	Installation Instructions	1
64	328345-15X	Cable Control Assembly (See Page 3)	1
	328380X	Cable Control Parts Bag	1
	328751X	Installation Kit	1
	328388-37X	Air Shift Installation Kit	1
	328711X	Installation Kit ("XR" Pump)	1
	329166-12X	E-Z Shift Installation Kit	1

A.R.—As Required



Item	Part Number	Description	Quantity
	329038-1X	CABLE SHIFT COVER ASSEMBLY, (3 & 6)	1 or
	329038-2X	CABLE SHIFT ASSEMBLY, (4 & 5)	1
	All the above shift cover assemblies include items 65 thru 75		
65	34-P-74	Cover Plate, Shifter	1
66	37-P-19	Spring	1
67	63-P-16	Poppet Pin	1
68	28-P-191	O-Ring	1
	POST AND PLATE ASS'Y		
69	328813-1X	For Assemblies 3 & 6	1
	328813-2X	For Assemblies 4 & 5	1
70	378004	Flat Washer	1
71	51-P-22	Shifter Lever	1
72	500365-22	Flat Washer	1
73	500356-10	Lock Washer	1
74	500409-6	Capscrew, Hex Head (.312"-24 x .625")	1
75	379652	Indicator Switch, Pin Style (Normally On)	1
76	35-P-8	Gasket, Shifter Cover	1
29	378430-9	Capscrew, Hex Head (.312"-18 x .875")	4





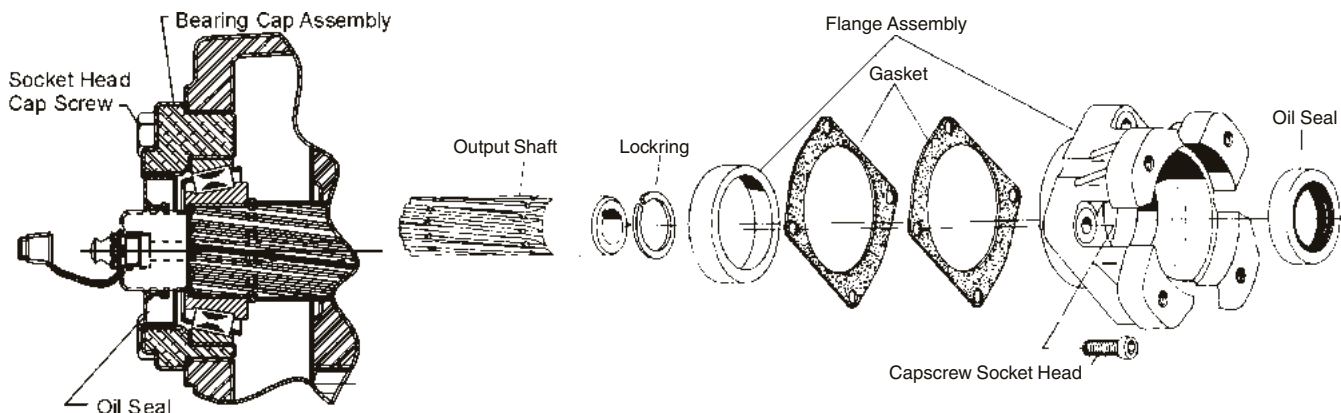
Item	Part Number	Description	Quantity
33	329363X	Shifter Cover Assembly, Air Shift (Includes Items 33a-33j)	1
33a	34-P-130	Shifter Cover	1
33b	378316	Snap Ring	2
33c	378315	Cover Plug	2
33d	28-P-42	O-Ring	2
33e	37-P-21	Shifter Spring	1
33f	11-P-75	Shaft, Shifter	1
33g	28-P-41	O-Ring	1
33h	32-P-180	Shifter Fork	1
33i	378447-4	Capscrew, Socket Head w/ lockpatch (.312"-18 x .750")	1
33j	379639	Indicator Switch (Normally OFF)	1
34	379904	Push Connect, for 1/4" tubing	1
35	35-P-8	Gasket, Shifter Cover	1
36	378430-9	Capscrew, Hex Head (.312"-18 x .875")	4
		Air Shift Conversion Kits	
	328390-105X	Lever to Air 12V	1
	328390-106X	Lever to Air 24V	1
	328390-117X	Lever or Cable to Air	1
	328390-119X	Lever or Cable to Electric/Air, 12V	1
	328390-120X	Lever or Cable to Electric/Air, 24V	1

Direct Mount Pump Conversion Kits

Flange Suffix	Flange Type	Shaft Type	Conversion Kit*
XR	Chelsea Special 4 Bolt	7/8"-13 Spline	328591-52x
RA	Rotatable S.A.E. "B" 2 Bolt	7/8"-13 Spline	328591-55x
RB	Rotatable S.A.E. "B" 4 Bolt	7/8"-13 Spline	328591-56x
RF	Rotatable S.A.E. "BB" 2 Bolt	1.0"-15 Spline	328591-78x
GA	Rotatable S.A.E. "B" 2 Bolt	7/8"-13 Spline	**328591-72x
GB	Rotatable S.A.E. "B" 4 Bolt	7/8"-13 Spline	**328591-74x
GH	Rotatable S.A.E. "BB" 2 Bolt	1.0"-15 Spline	**328591-116x
GR	Chelsea Special 4 Bolt	7/8"-13 Spline	**328591-76x

** Shaft with Grease Fitting

Pump Conversion Kit Bill of Material

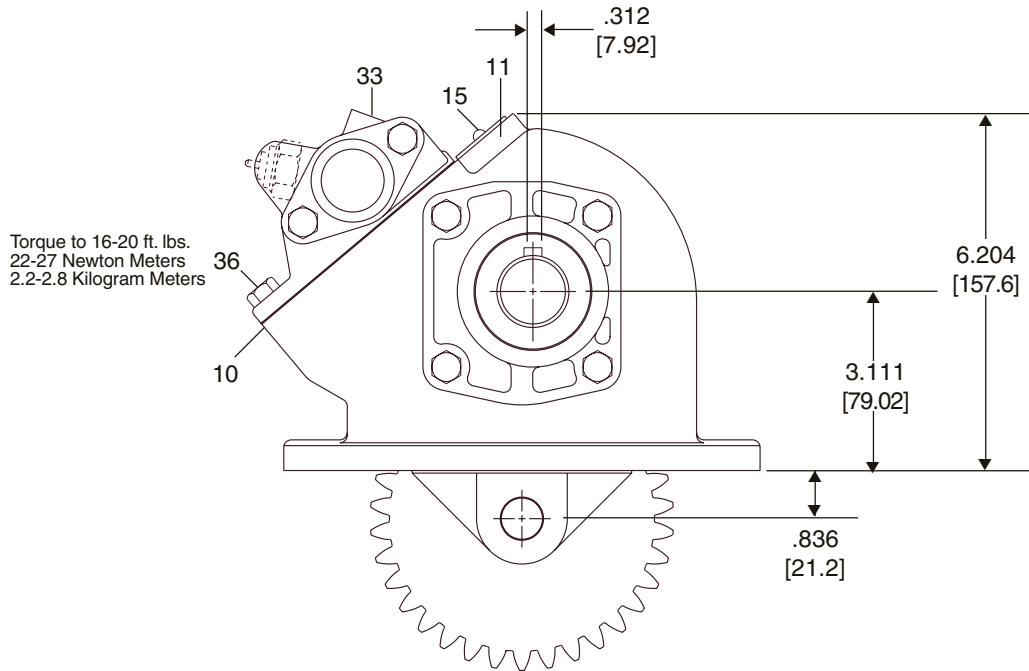


Flange Suffix	Conversion Kit *	Front				Rear Cap Greasable Option		
		Flange Assembly	Output Shaft	Socket Head	Oil Seal	Bearing Cap Assembly	Socket Head	Oil Seal
GA	328591-72X	329195X & 21-P-628	3-P-923X	378447-6 tt	28-P-216	328273X	378430-10	28-P-268
GB	328591-74X	329195X & 21-P-572	3-P-923X	378447-6 tt	28-P-216	328273X	378430-10	28-P-268
GH	328591-116X	329264X & 21-P-626	3-P-941X	378447-6 tt	28-P-216	328273X	378430-10	28-P-268
GR	328591-76X	329194X	3-P-923X	379673 t	28-P-216	328273X	378430-10	28-P-268
RA	328591-55X	329195X & 21-P-628	3-P-283	378447-6 tt	28-P-216			
RB	328591-56X	329195X & 21-P-572	3-P-283	348447-6 tt	28-P-216			
RF	328591-78X	329264X & 21-P-626	3-P-924	378447-6 tt	28-P-219			
XR	328591-52X	329194X	3-P-283	379673 t	28-P-216			

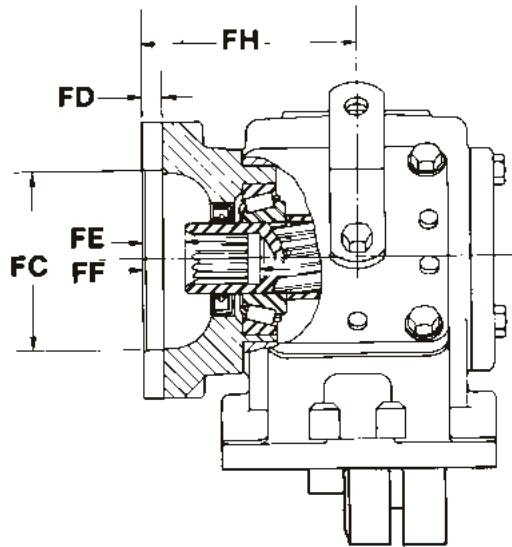
* Consists of all items shown in the illustration, plus Lockring (item 14) and Bearing Cap Gasket (item 8)

t Special shoulder stud.

tt Seven required; four (4) to fasten the Flange Assembly 328195X to housing and three (3) to fasten the rotatable flange to the flange assembly.



P.T.O. Housing, Pump Flange & Shaft Dimensions

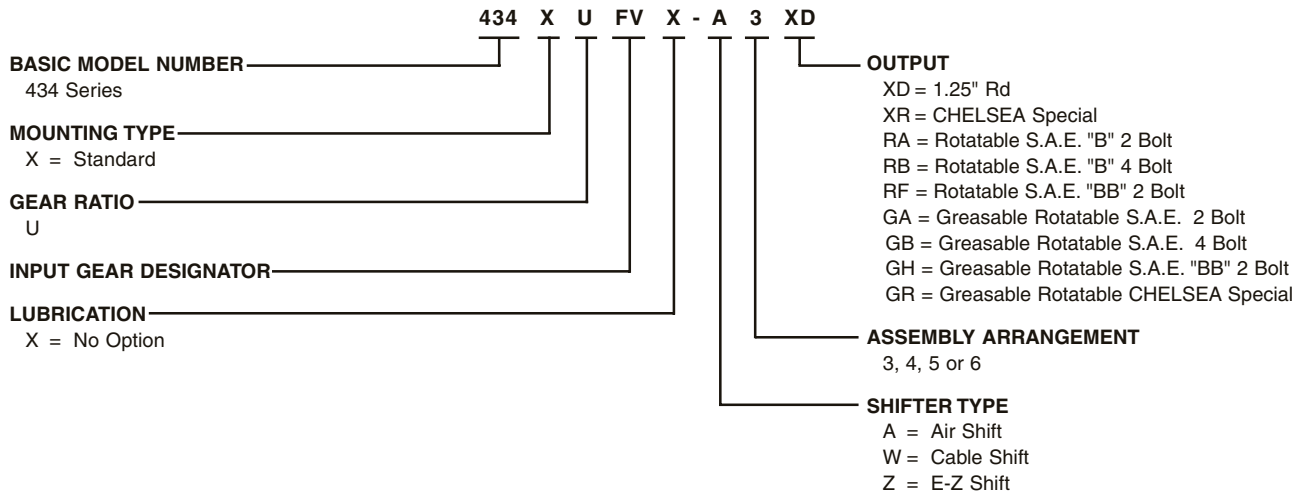


Pump Flange Suffix	Bolt Circle Dia.	Bolt Holes		FC	FD	FE	FF	FH	Output Shaft
		Tapped Hole	No. Equally Spaced	Female Pilot Dia.	Pilot Depth	Face to End of Shaft	Face thru Hole	Face to Center of P.T.O.	Hole Diameter
RA*, GA	5.750	.500"-13	2 **	4.003	0.406	0.558	2.058	4.588	7/8"-13 Spline
RB*, GB	5.000	.500"-13	4	4.003	0.406	0.558	2.058	4.588	7/8"-13 Spline
RF*, GH	5.750	.500"-13	2 **	4.003	0.406	0.501	1.969	4.569	1"-15 Spline
XR, GR	3.710	.312"-24(Studs)	4	2.752	0.281	N/A	N/A	2.809	7/8"-13 Spline

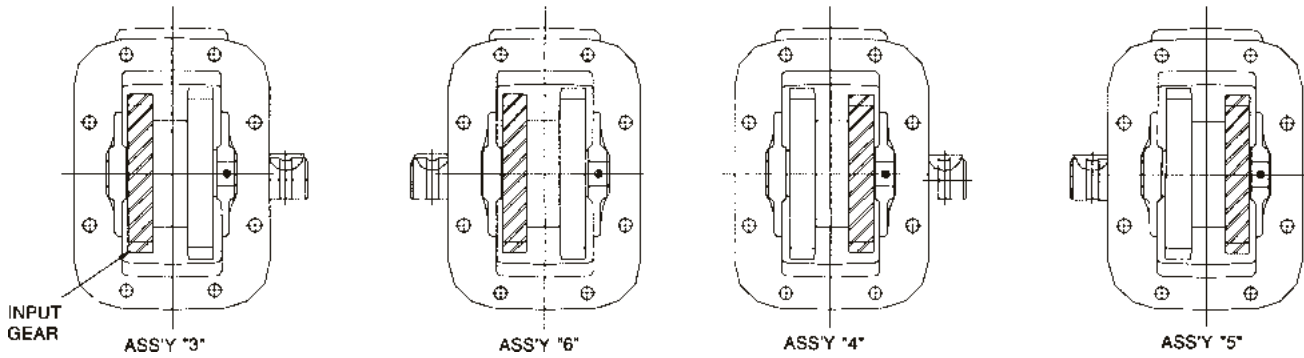
* Rotatable Flange Rotates in 30° Increments

** Two Set of Holes Spaced 14° Apart

Model Number Designation



Assembly Arrangements



Offer of Sale

The items described in this document and other documents or descriptions provided by Parker Hannifin Corporation, its subsidiaries and its authorized distributors are hereby offered for sale at prices to be established by Parker Hannifin Corporation, its subsidiaries and its authorized distributors. This offer and its acceptance by any customer ("Buyer") shall be governed by all of the following Terms and Conditions. Buyer's order for any such items, when communicated to Parker Hannifin Corporation, its subsidiary or an authorized distributor ("Seller") verbally or in writing, shall constitute acceptance of this offer.

1. Terms and Conditions of Sale: All descriptions, quotations, proposals, offers, acknowledgments, acceptances and sales of Seller's products are subject to and shall be governed exclusively by the terms and conditions stated herein. Buyer's acceptance of any offer to sell is limited to these terms and conditions. Any terms or conditions in addition to, or inconsistent with those stated herein, proposed by Buyer in any acceptance of an offer by Seller, are hereby objected to. No such additional, different or inconsistent terms and conditions shall become part of the contract between Buyer and Seller unless expressly accepted in writing by Seller. Seller's acceptance of any offer to purchase by Buyer is expressly conditional upon Buyer's assent to all the terms and conditions stated herein, including any terms in addition to, or inconsistent with those contained in Buyer's offer. Acceptance of Seller's products shall in all events constitute such assent.

2. Payment: Payment shall be made by Buyer net 30 days from the date of delivery of the items purchased hereunder. Amounts not timely paid shall bear interest at the maximum rate permitted by law for each month or portion thereof that the Buyer is late in making payment. Any claims by Buyer for omissions or shortages in a shipment shall be waived unless Seller receives notice thereof within 30 days after Buyer's receipt of the shipment.

3. Delivery: Unless otherwise provided on the face hereof, delivery shall be made F.O.B. Seller's plant. Regardless of the method of delivery, however, risk of loss shall pass to Buyer upon Seller's delivery to a carrier. Any delivery dates shown are approximate only and Seller shall have no liability for any delays in delivery.

4. Warranty: Seller warrants that the items sold hereunder shall be free from defects in material or workmanship for a period of:

(A) All Power Take-Off units one (1) year from date of installation.

(B) Except 267, 277, 278, 242, 244, 246, 250, 251 and 859 series two (2) years from date of installation.

THIS WARRANTY COMPRISES THE SOLE AND ENTIRE WARRANTY PERTAINING TO ITEMS PROVIDED HEREUNDER. SELLER MAKES NO OTHER WARRANTY, GUARANTEE, OR REPRESENTATION OF ANY KIND WHATSOEVER. ALL OTHER WARRANTIES, INCLUDING BUT NOT LIMITED TO, MERCHANTABILITY AND FITNESS FOR PURPOSE, WHETHER EXPRESS, IMPLIED, OR ARISING BY OPERATION OF LAW, TRADE USAGE, OR COURSE OF DEALING ARE HEREBY DISCLAIMED. NOTWITHSTANDING THE FOREGOING, THERE ARE NO WARRANTIES WHATSOEVER ON ITEMS BUILT OR ACQUIRED WHOLLY OR PARTIALLY, TO BUYER'S DESIGNS OR SPECIFICATIONS.

5. Limitation Of Remedy: SELLER'S LIABILITY ARISING FROM OR IN ANY WAY CONNECTED WITH THE ITEMS SOLD OR THIS CONTRACT SHALL BE LIMITED EXCLUSIVELY TO REPAIR OR REPLACEMENT OF THE ITEMS SOLD OR REFUND OF THE PURCHASE PRICE PAID BY BUYER, AT SELLER'S SOLE OPTION. IN NO EVENT SHALL SELLER BE LIABLE FOR ANY INCIDENTAL, CONSEQUENTIAL OR SPECIAL DAMAGES OF ANY KIND OR NATURE WHATSOEVER, INCLUDING BUT NOT LIMITED TO LOST PROFITS ARISING FROM OR IN ANY WAY CONNECTED WITH THIS AGREEMENT OR ITEMS SOLD HEREUNDER, WHETHER ALLEGED TO ARISE FROM BREACH OF CONTRACT, EXPRESS OR IMPLIED WARRANTY, OR IN TORT, INCLUDING WITHOUT LIMITATION, NEGLIGENCE, FAILURE TO WARN OR STRICT LIABILITY.

6. Changes, Reschedules and Cancellations: Buyer may request to modify the designs or specifications for the items sold hereunder as well as the quantities and delivery dates thereof, or may request to cancel all or part of this order, however, no such requested modification or cancellation shall become part of the contract between Buyer and Seller unless accepted by Seller in a written amendment to this Agreement. Acceptance of any such requested modification or cancellation shall be at Seller's discretion, and shall be upon such terms and conditions as Seller may require.

7. Special Tooling: A tooling charge may be imposed for any special tooling, including without limitation, dies, fixtures, molds and patterns, acquired to manufacture items sold pursuant to this contract. Such special tooling shall be and remain Seller's property notwithstanding payment of any charges by Buyer. In no event will Buyer acquire any interest in apparatus belonging to Seller which is utilized in the manufacture of the items sold hereunder, even if such apparatus has been specially converted or adapted for such manufacture and notwithstanding any charges paid by Buyer. Unless otherwise agreed, Seller shall have the right to alter, discard or otherwise dispose of any special tooling or other property in its sole discretion at any time.

8. Buyer's Property: Any designs, tools, patterns, materials, drawings, confidential information or equipment furnished by Buyer or any other items which become Buyer's property, may be considered obsolete and may be destroyed by Seller after two (2) consecutive years have elapsed without Buyer placing an order for the items which are manufactured using such property, Seller shall not be responsible for any loss or damage to such property while it is in Seller's possession or control.

9. Taxes: Unless otherwise indicated on the face hereof, all prices and charges are exclusive of excise, sales, use, property, occupational or like taxes which may be imposed by any taxing authority upon the manufacture, sale or delivery of the items sold hereunder. If any such taxes must be paid by Seller or if Seller is liable for the collection of such tax, the amount thereof shall be in addition to the amounts for the items sold. Buyer agrees to pay all such taxes or to reimburse Seller therefore upon receipt of its invoice. If Buyer claims exemption from any sales, use or other tax imposed by any taxing authority, Buyer shall save Seller harmless from and against any such tax, together with any interest or penalties thereon which may be assessed if the items are held to be taxable.

10. Indemnity For Infringement of Intellectual Property Rights: Seller shall have no liability for infringement of any patents, trademarks, copyrights, trade dress, trade secrets or similar rights except as provided in this Part 10. Seller will defend and indemnify Buyer against allegations of infringement of U.S. Patents, U.S. Trademarks, copyrights, trade dress and trade secrets (hereinafter 'Intellectual Property Rights'). Seller will defend at its expense and will pay the cost of any settlement or damages awarded in an action brought against Buyer based on an allegation that an item sold pursuant to this contract infringes the Intellectual Property Rights of a third party. Seller's obligation to defend and indemnify Buyer is contingent on Buyer notifying Seller within ten (10) days after Buyer becomes aware of such allegations of infringement, and Seller having sole control over the defense of any allegations or actions including all negotiations for settlement or compromise. If an item sold hereunder is subject to a claim that it infringes the Intellectual Property Rights of a third party, Seller may, at its sole expense and option, procure for Buyer the right to continue using said item, replace or modify said item so as to make it noninfringing, or offer to accept return of said item and return the purchase price less a reasonable allowance for depreciation. Notwithstanding the foregoing, Seller shall have no liability for claims of infringement based on information provided by Buyer, or directed to items delivered hereunder for which the designs are specified in whole or part by Buyer, or infringements resulting from the modification, combination or use in a system of any item sold hereunder. The foregoing provisions of this Part 10 shall constitute Seller's sole and exclusive liability and Buyer's sole and exclusive remedy for infringement of Intellectual Property Rights.

If a claim is based on information provided by Buyer or if the design for an item delivered hereunder is specified in whole or in part by Buyer, Buyer shall defend and indemnify Seller for all costs, expenses or judgments resulting from any claim that such item infringes any patent, trademark, copyright, trade dress, trade secret or any similar right.

11. Force Majeure: Seller does not assume the risk of and shall not be liable for delay or failure to perform any of Seller's obligations by reason of circumstances beyond the reasonable control of Seller (hereinafter 'Events of Force Majeure'). Events of Force Majeure shall include without limitation, accidents, acts of God, strikes or labor disputes, acts, laws, rules or regulations of any government or government agency, fires, floods, delays or failures in delivery of carriers or suppliers, shortages of materials and any other cause beyond Seller's control.

12. Entire Agreement/Governing Law: The terms and conditions set forth herein, together with any amendments, modifications and any different terms or conditions expressly accepted by Seller in writing, shall constitute the entire Agreement concerning the items sold, and there are no oral or other representations or agreements which pertain thereto. This Agreement shall be governed in all respects by the law of the State of Ohio. No actions arising out of the sale of the items sold hereunder or this Agreement may be brought by either party more than two (2) years after the cause of action accrues.

1/06-P



Parker Hannifin Corporation
Chelsea Products Division
8225 Hacks Cross Road
Olive Branch, Mississippi 38654 USA
Tel: (662) 895-1011
Fax: (662) 895-1019
www.parker.com/chelsea

TG 01/07